

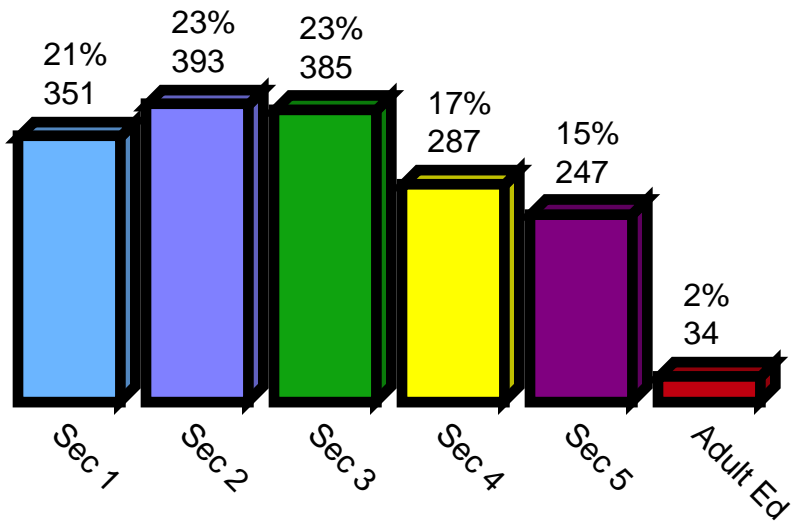
1. Please select your school

	Responses	Percent
ADS	2	0%
Ayer's Cliff	3	0%
Butler	22	1%
Cookshire	0	0%
Drummondville	0	0%
Farnham	1	0%
Heroes'	1	0%
Knowlton	1	0%
Lennoxville	117	7%
Mansonville	0	0%
North Hatley	1	0%
Parkview	20	1%
Pope	0	0%
Princess Elizabeth	5	0%
Sawyerville	1	0%
Sherbrooke	4	0%
St. Francis	3	0%
Sunnyside	0	0%
Sutton	3	0%
Waterloo	9	1%
CALL	0	0%
New Horizons	35	2%
Alexander Galt	655	38%
Learning Centre	73	4%
Massey-Vanier	437	25%
RRHS	340	20%
Total	1733	100%

2. What grade/level are you currently in?

	Responses	Percent
Sec 1	351	21%
Sec 2	393	23%
Sec 3	385	23%
Sec 4	287	17%
Sec 5	247	15%
Adult Ed	34	2%
Total	1697	100%

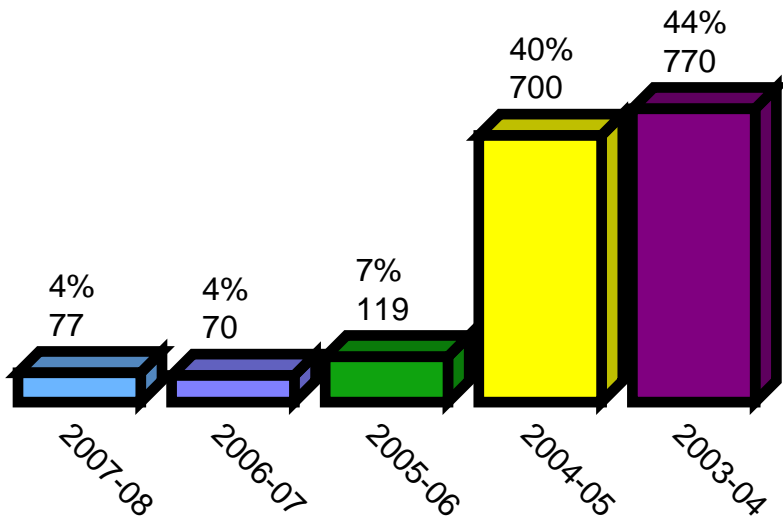
2. What grade/level are you currently in?



3. What year did you first receive an ETSB laptop?

	Responses	Percent
2007-08	77	4%
2006-07	70	4%
2005-06	119	7%
2004-05	700	40%
2003-04	770	44%
Total	1736	100%

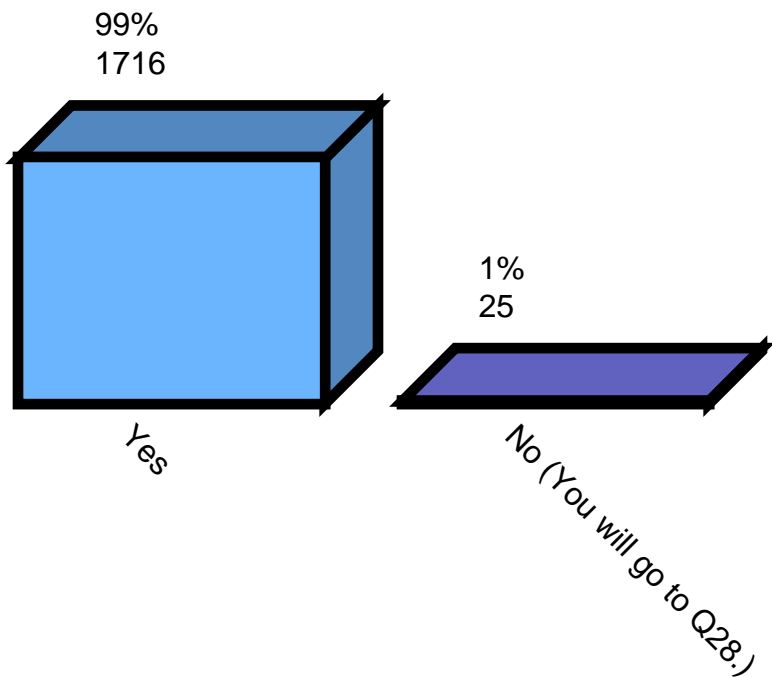
3. What year did you first receive an ETSB laptop?



4. Do you have an ETSB laptop this year?

	Responses	Percent
Yes	1716	99%
No (You will go to Q28.)	25	1%
Total	1741	100%

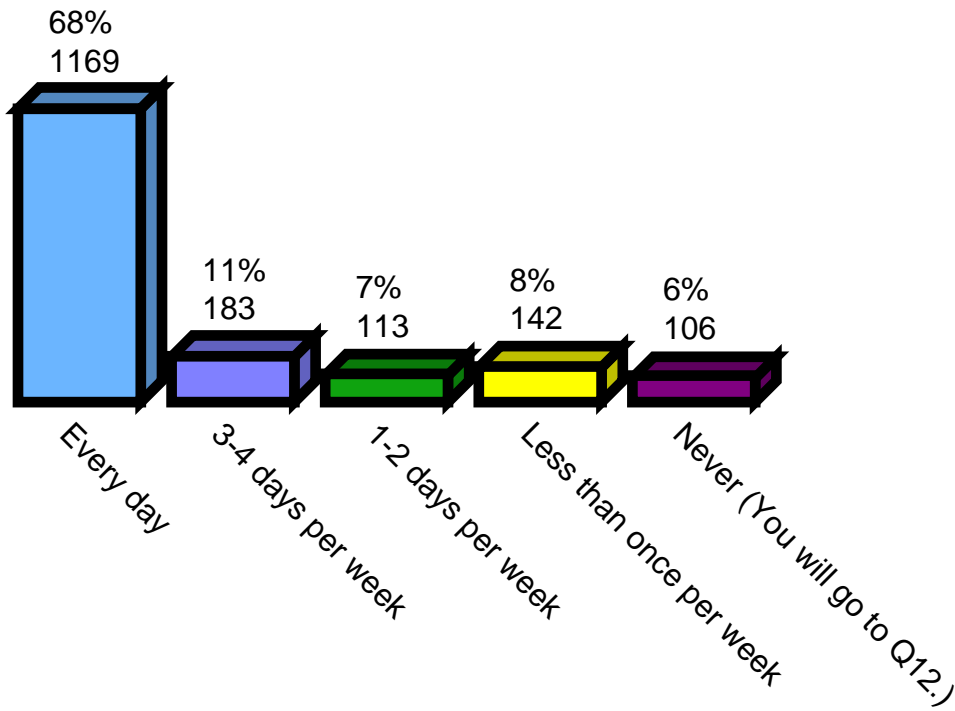
4. Do you have an ETSB laptop this year?



5. How often do you take your laptop home?

	Responses	Percent
Every day	1169	68%
3-4 days per week	183	11%
1-2 days per week	113	7%
Less than once per week	142	8%
Never (You will go to Q12.)	106	6%
Total	1713	100%

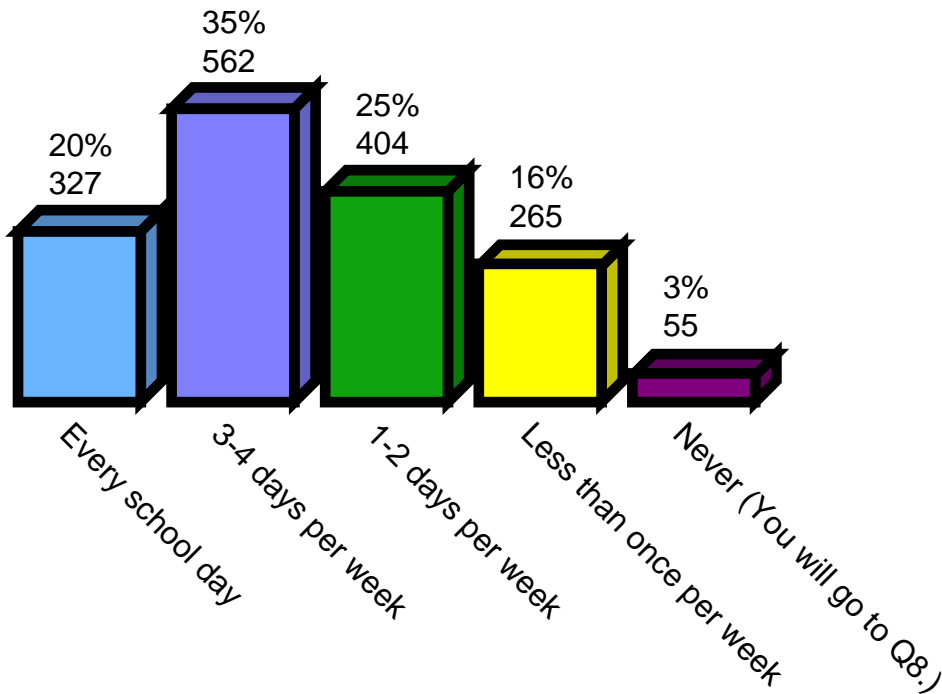
5. How often do you take your laptop home?



6. How often do you use your laptop for *homework*?

	Responses	Percent
Every school day	327	20%
3-4 days per week	562	35%
1-2 days per week	404	25%
Less than once per week	265	16%
Never (You will go to Q8.)	55	3%
Total	1613	100%

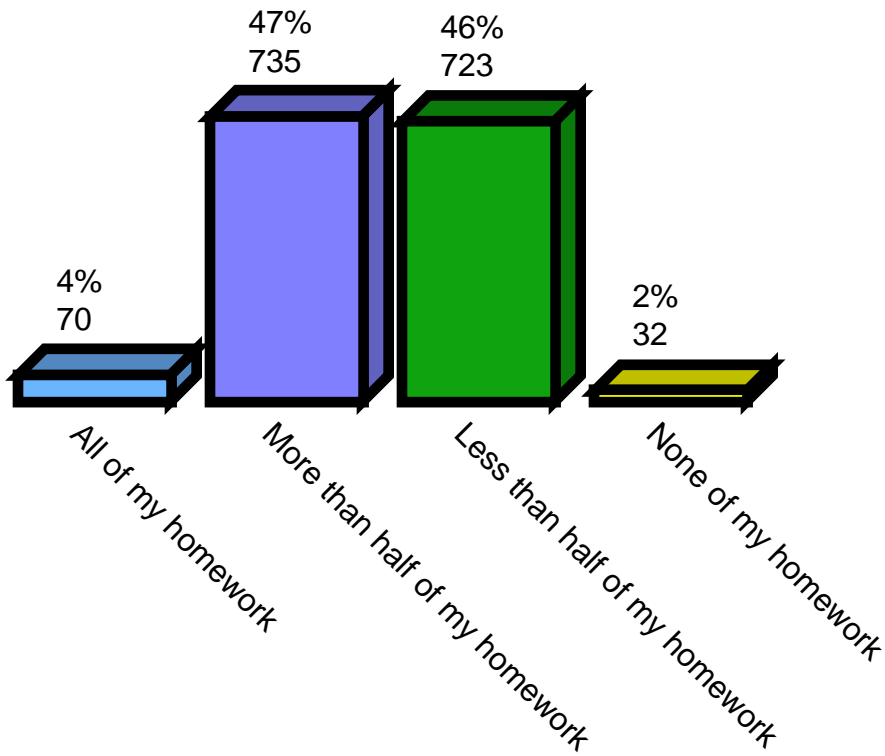
6. How often do you use your laptop for *homework*?



7. How much of your homework do you do on your laptop?

	Responses	Percent
All of my homework	70	4%
More than half of my homework	735	47%
Less than half of my homework	723	46%
None of my homework	32	2%
Total	1560	100%

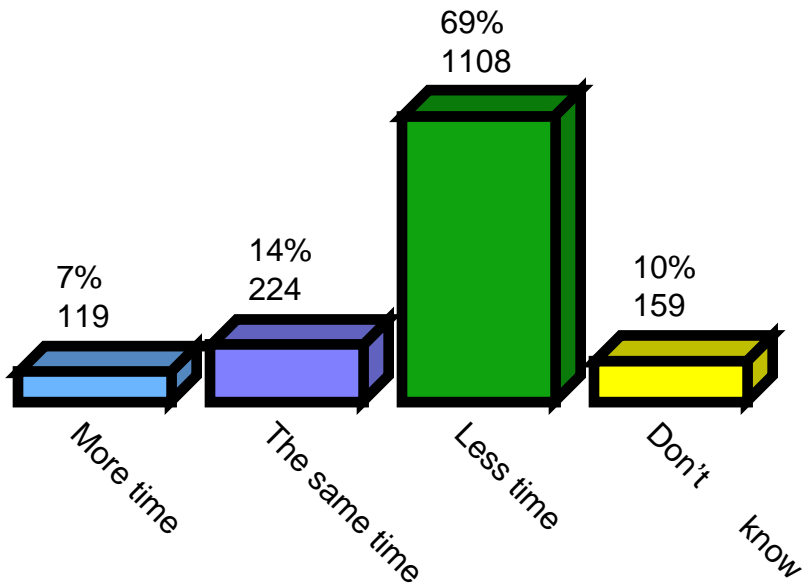
7. How much of your homework do you do on your laptop?



8. Does it take more or less time to do your homework using your laptop than it does by hand?

	Responses	Percent
More time	119	7%
The same time	224	14%
Less time	1108	69%
Don't know	159	10%
Total	1610	100%

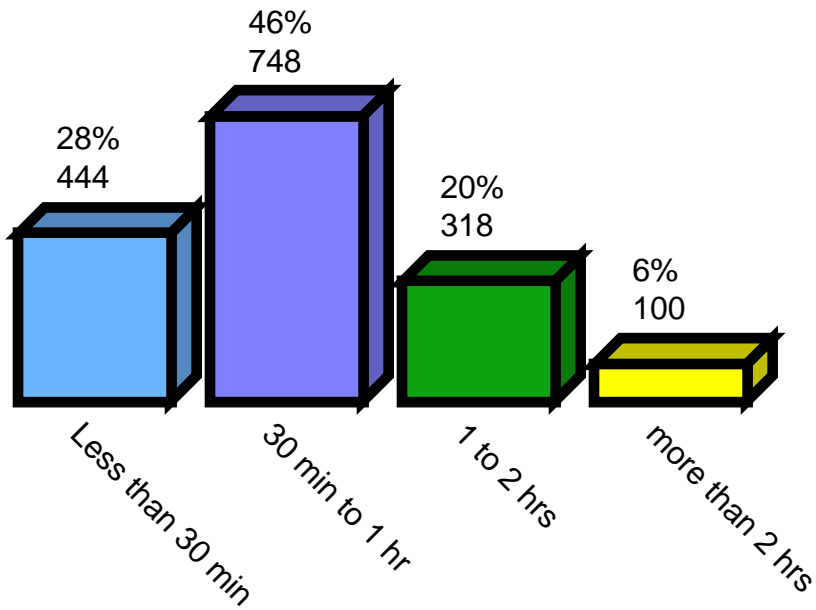
8. Does it take more or less time to do your homework using your laptop than it does by hand?



9. How many hours per day do you use your laptop for school work when you are *at home*?

	Responses	Percent
Less than 30 min	444	28%
30 min to 1 hr	748	46%
1 to 2 hrs	318	20%
more than 2 hrs	100	6%
Total	1610	100%

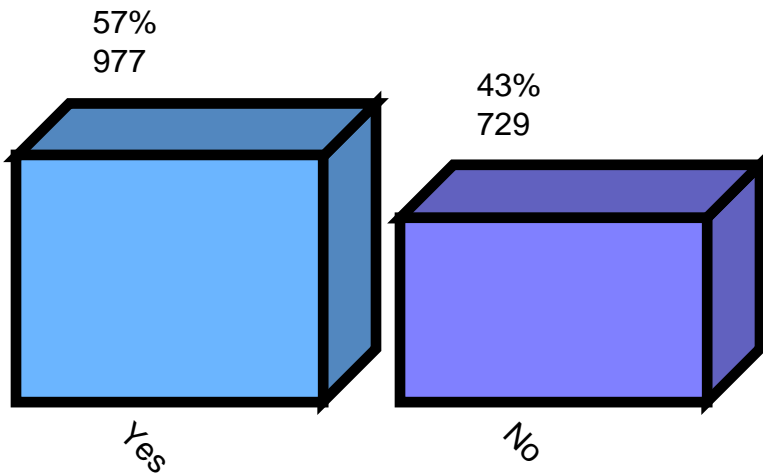
9. How many hours per day do you use your laptop for school work when you are *at home*?



10. Do you access the Internet with your laptop when you are *at home* either for school work or for personal interest?

	Responses	Percent
Yes	977	57%
No	729	43%
Total	1706	100%

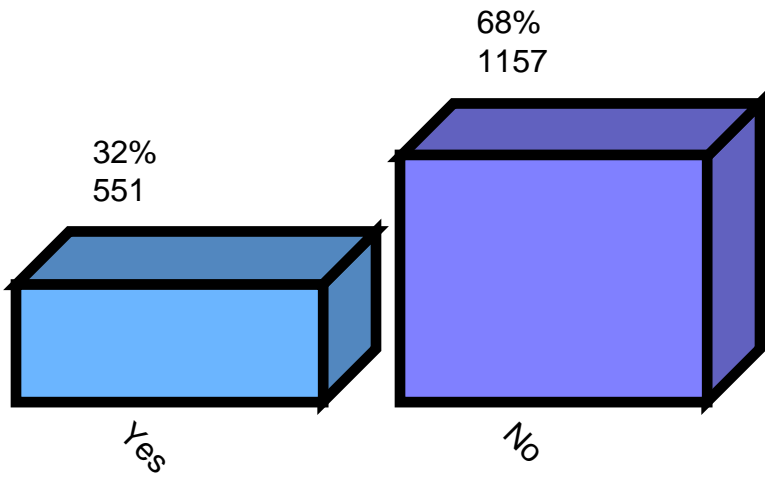
10. Do you access the Internet with your laptop when you are *at home* either for school work or for personal interest?



11. Can you print at home from your laptop?

	Responses	Percent
Yes	551	32%
No	1157	68%
Total	1708	100%

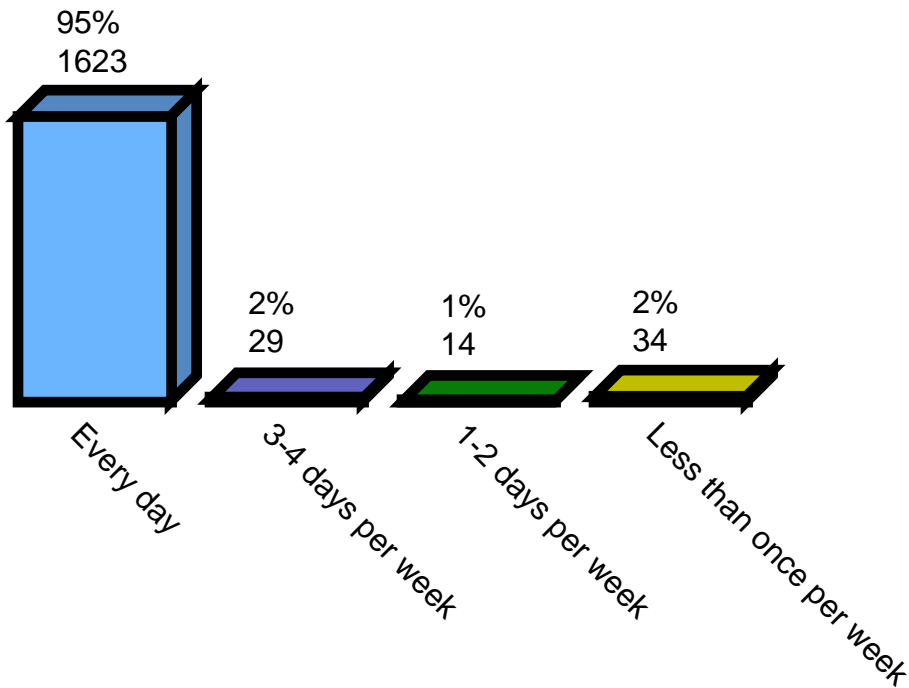
11. Can you print at home from your laptop?



12. How often do you bring your laptop to school?

	Responses	Percent
Every day	1623	95%
3-4 days per week	29	2%
1-2 days per week	14	1%
Less than once per week	34	2%
Total	1700	100%

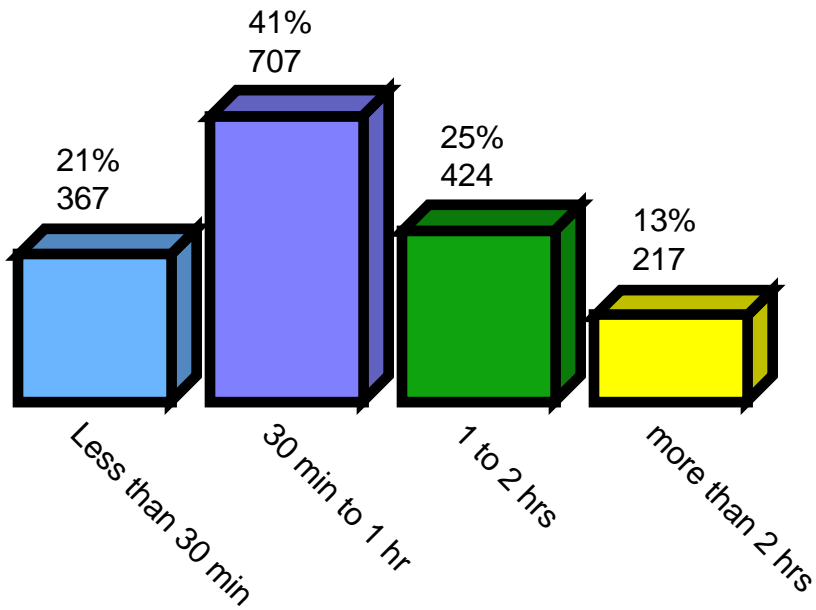
12. How often do you bring your laptop to school?



13. How many hours per day do you use your laptop *during class time*?

	Responses	Percent
Less than 30 min	367	21%
30 min to 1 hr	707	41%
1 to 2 hrs	424	25%
more than 2 hrs	217	13%
Total	1715	100%

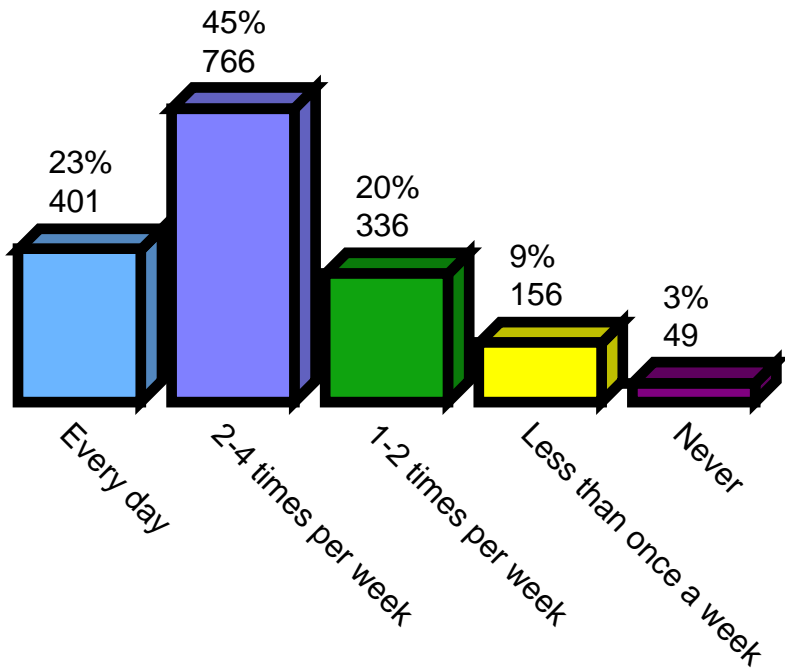
13. How many hours per day do you use your laptop *during class time*?



Any class assignment

	Responses	Percent
Every day	401	23%
2-4 times per week	766	45%
1-2 times per week	336	20%
Less than once a week	156	9%
Never	49	3%
Total	1708	100%

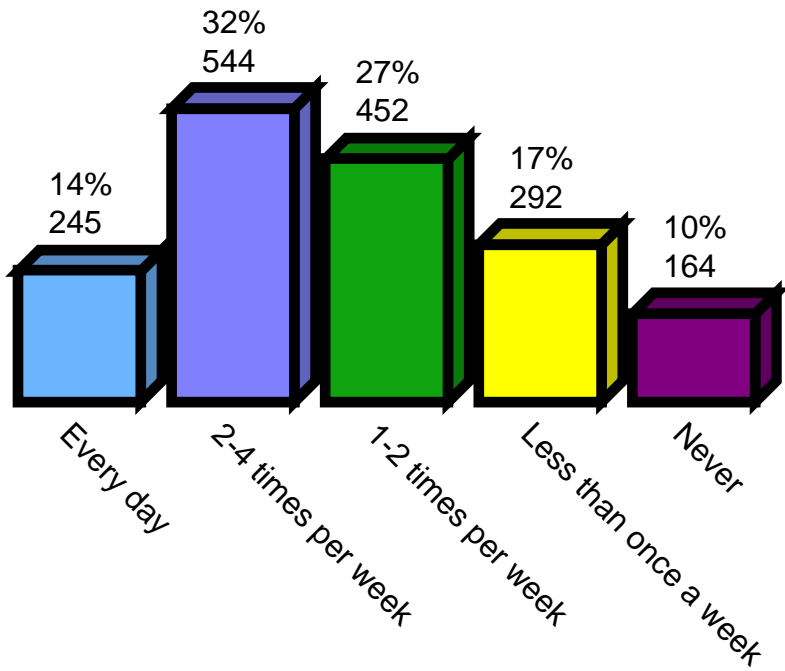
Any class assignment



Complete school work outside of class time (homework)

	Responses	Percent
Every day	245	14%
2-4 times per week	544	32%
1-2 times per week	452	27%
Less than once a week	292	17%
Never	164	10%
Total	1697	100%

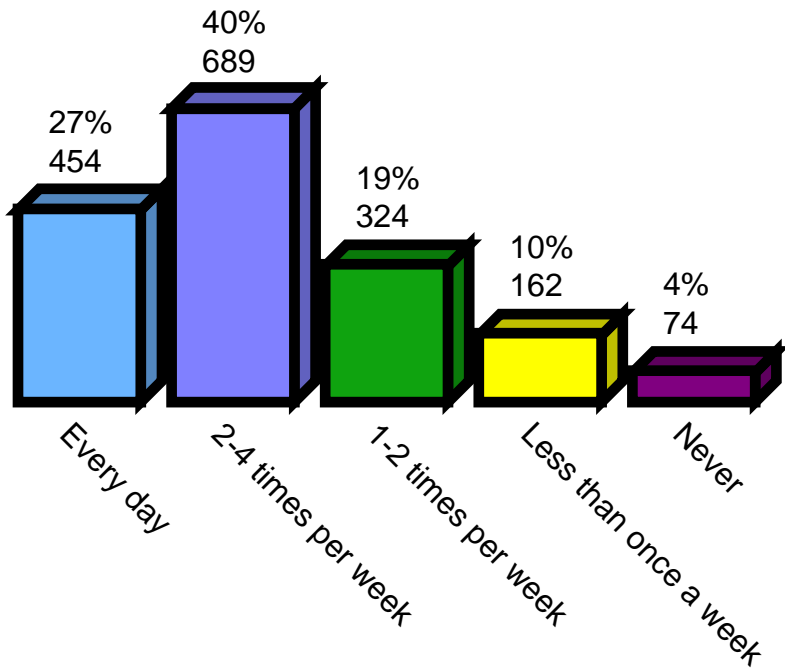
Complete school work outside of class time (homework)



Write using Word, Apple works etc.

	Responses	Percent
Every day	454	27%
2-4 times per week	689	40%
1-2 times per week	324	19%
Less than once a week	162	10%
Never	74	4%
Total	1703	100%

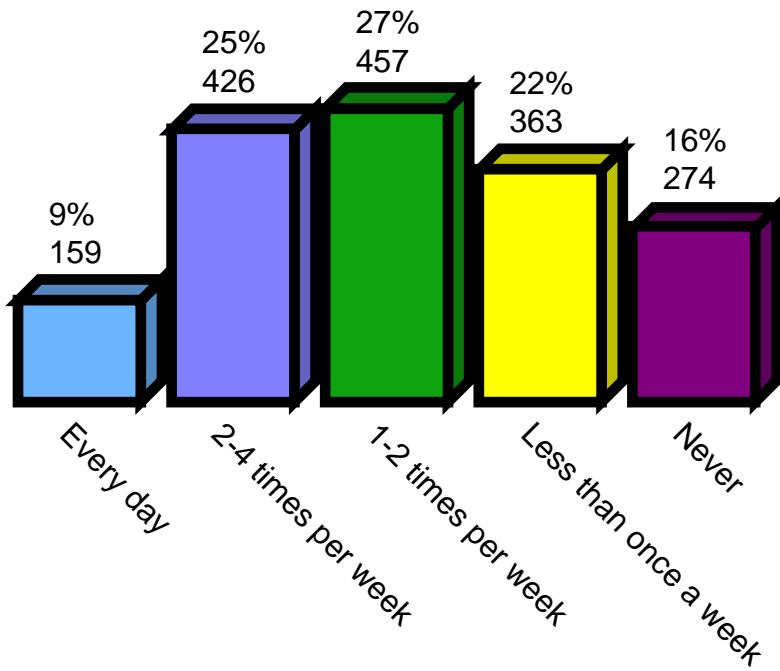
Write using Word, Apple works etc.



Writing process: Plan, compose, draft, revise

	Responses	Percent
Every day	159	9%
2-4 times per week	426	25%
1-2 times per week	457	27%
Less than once a week	363	22%
Never	274	16%
Total	1679	100%

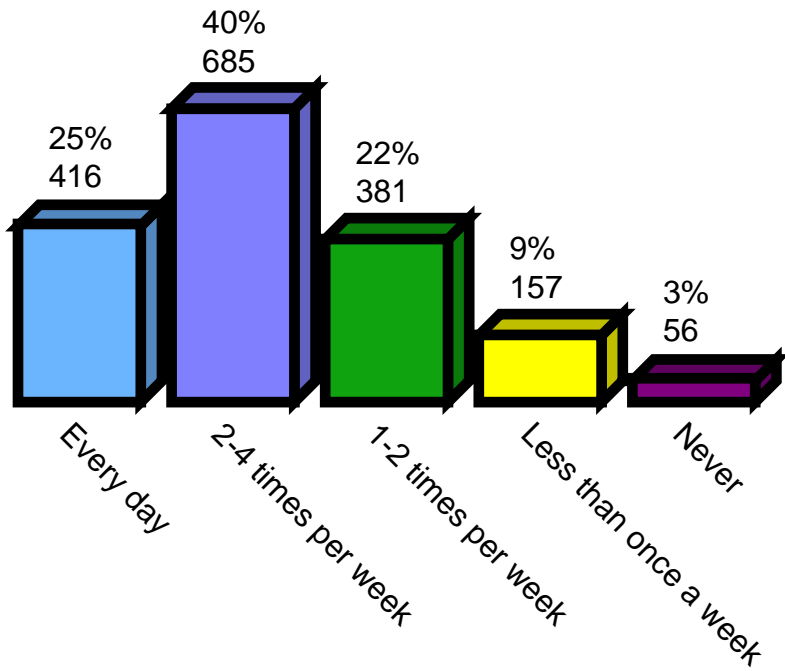
Writing process: Plan, compose, draft, revise



Look up information from the Internet for school work

	Responses	Percent
Every day	416	25%
2-4 times per week	685	40%
1-2 times per week	381	22%
Less than once a week	157	9%
Never	56	3%
Total	1695	100%

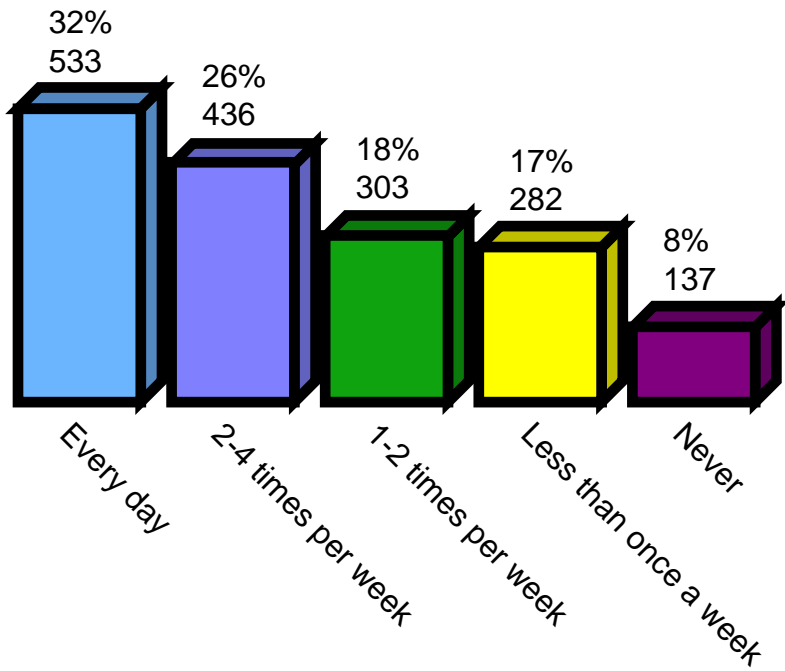
Look up information from the Internet for school work



Look up information from the Internet for personal interest

	Responses	Percent
Every day	533	32%
2-4 times per week	436	26%
1-2 times per week	303	18%
Less than once a week	282	17%
Never	137	8%
Total	1691	100%

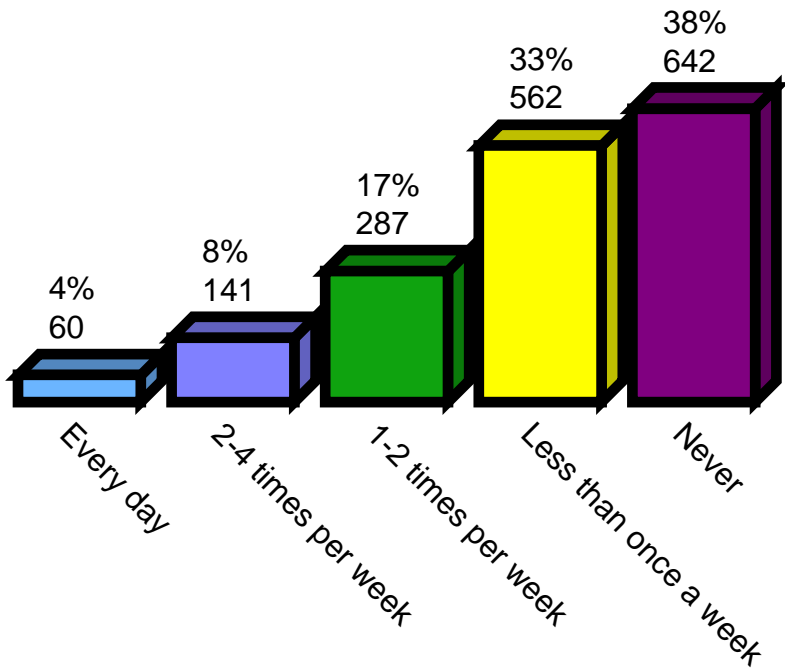
Look up information from the Internet for personal interest



Look up information on World Book or a CD-ROM

	Responses	Percent
Every day	60	4%
2-4 times per week	141	8%
1-2 times per week	287	17%
Less than once a week	562	33%
Never	642	38%
Total	1692	100%

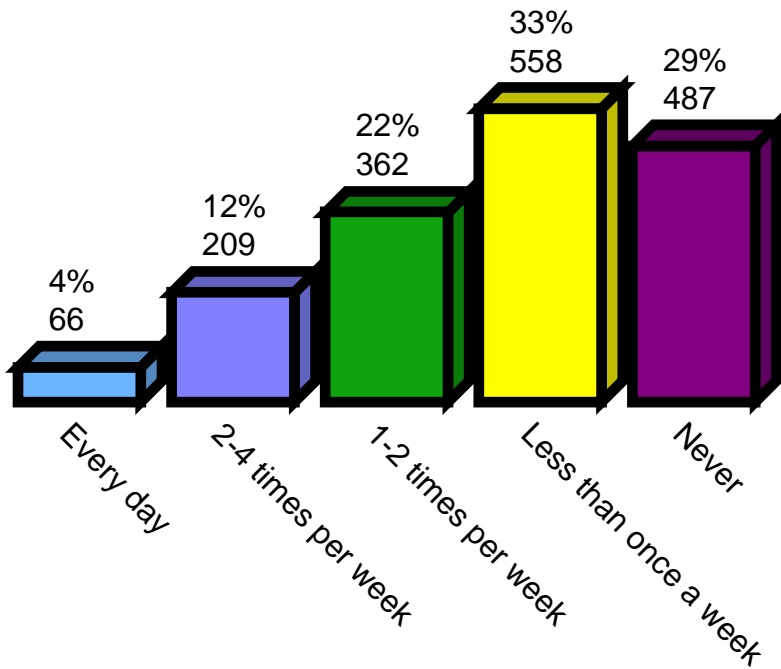
Look up information on World Book or a CD-ROM



Use online learning activities and quizzes

	Responses	Percent
Every day	66	4%
2-4 times per week	209	12%
1-2 times per week	362	22%
Less than once a week	558	33%
Never	487	29%
Total	1682	100%

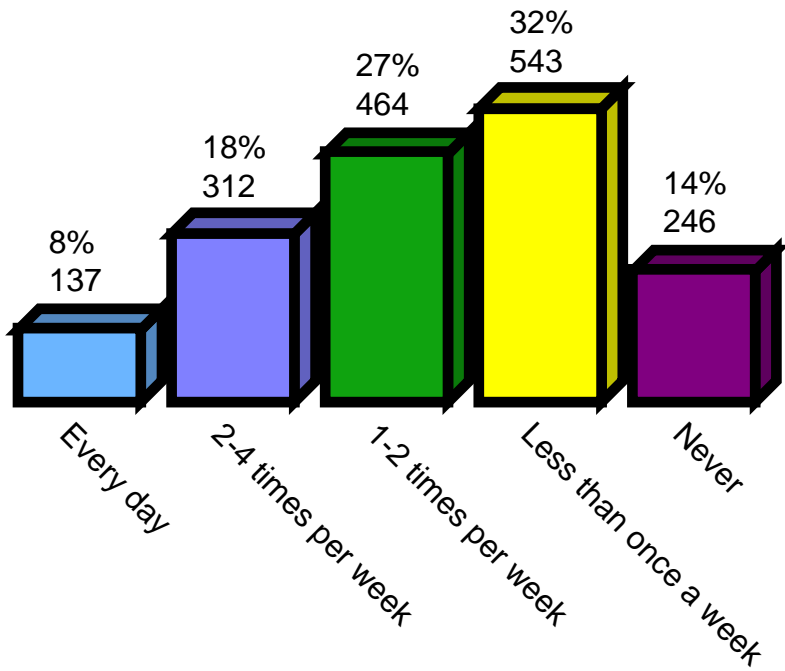
Use online learning activities and quizzes



Have free time on the computer as a reward for finishing class-work early

	Responses	Percent
Every day	137	8%
2-4 times per week	312	18%
1-2 times per week	464	27%
Less than once a week	543	32%
Never	246	14%
Total	1702	100%

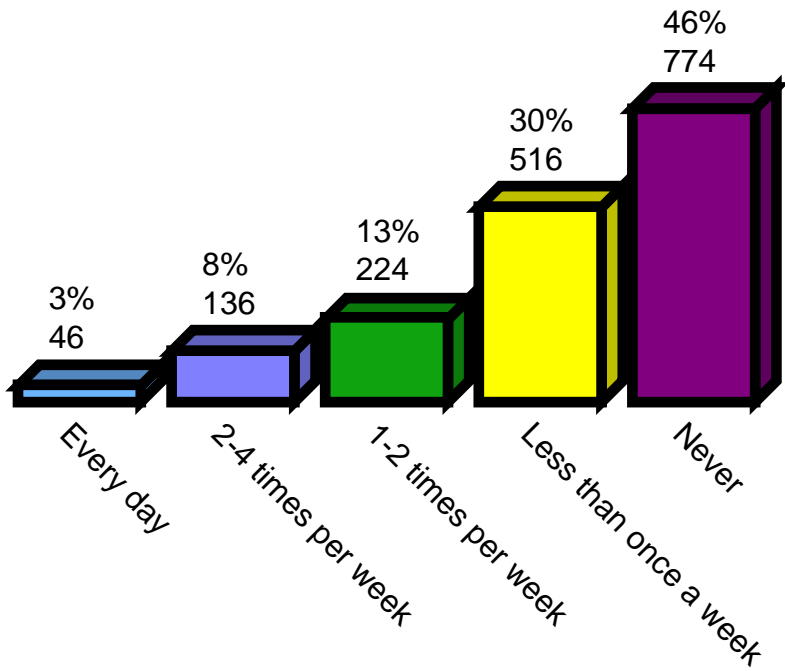
Have free time on the computer as a reward for finishing class-work early



Email teachers

	Responses	Percent
Every day	46	3%
2-4 times per week	136	8%
1-2 times per week	224	13%
Less than once a week	516	30%
Never	774	46%
Total	1696	100%

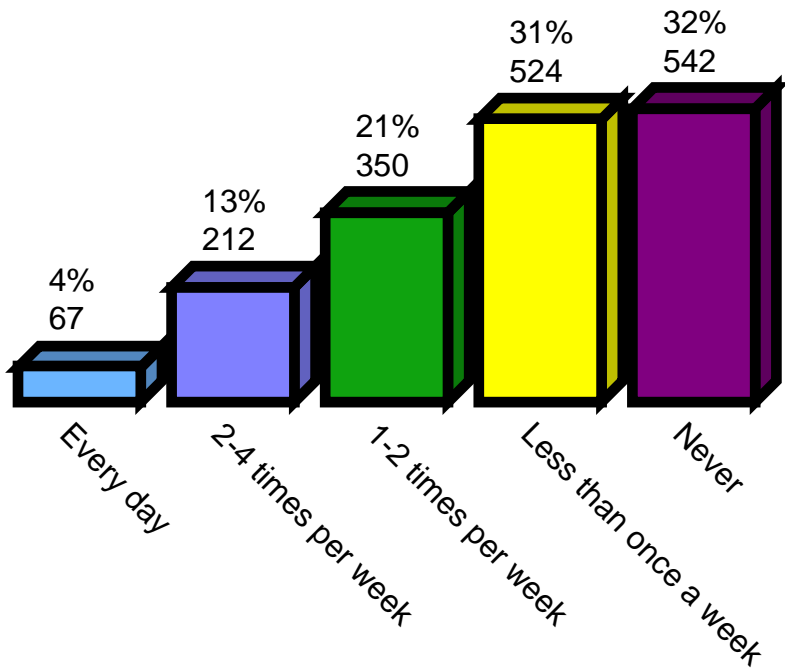
Email teachers



Email other people for school work

	Responses	Percent
Every day	67	4%
2-4 times per week	212	13%
1-2 times per week	350	21%
Less than once a week	524	31%
Never	542	32%
Total	1695	100%

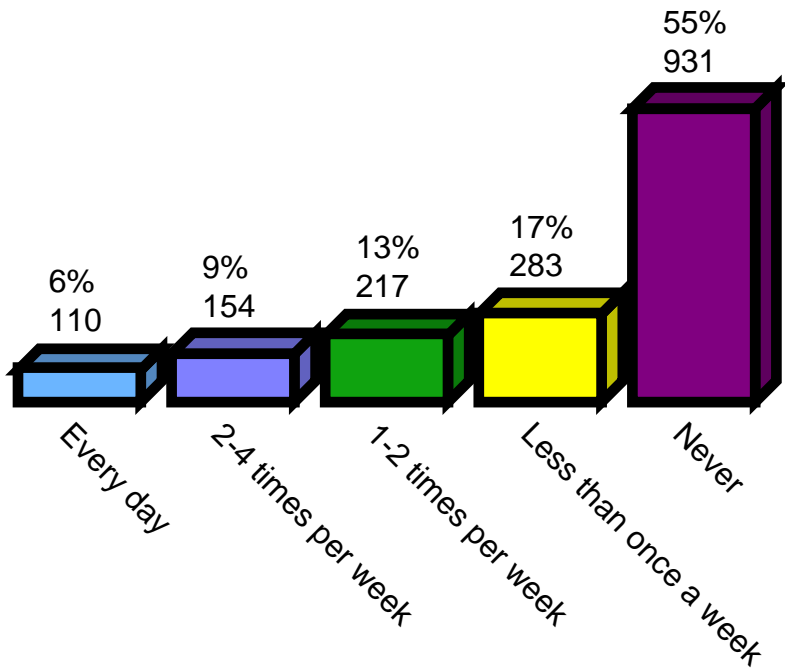
Email other people for school work



Read or Post to a blog

	Responses	Percent
Every day	110	6%
2-4 times per week	154	9%
1-2 times per week	217	13%
Less than once a week	283	17%
Never	931	55%
Total	1695	100%

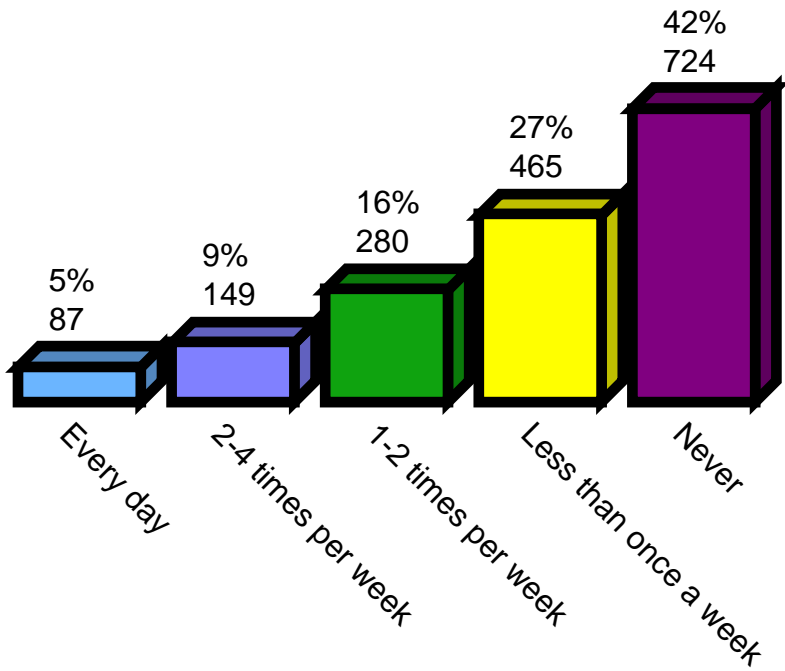
Read or Post to a blog



Access teachers' web pages

	Responses	Percent
Every day	87	5%
2-4 times per week	149	9%
1-2 times per week	280	16%
Less than once a week	465	27%
Never	724	42%
Total	1705	100%

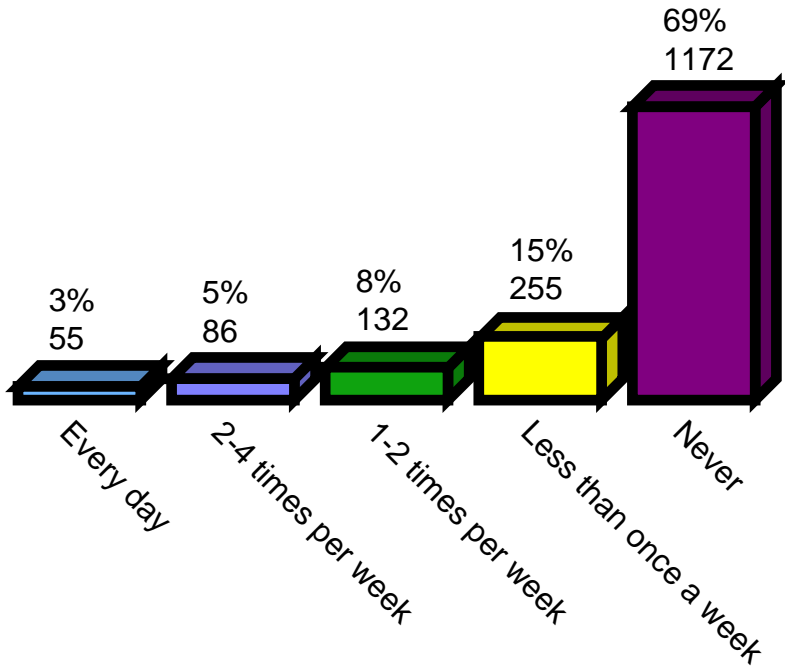
Access teachers' web pages



Web page design

	Responses	Percent
Every day	55	3%
2-4 times per week	86	5%
1-2 times per week	132	8%
Less than once a week	255	15%
Never	1172	69%
Total	1700	100%

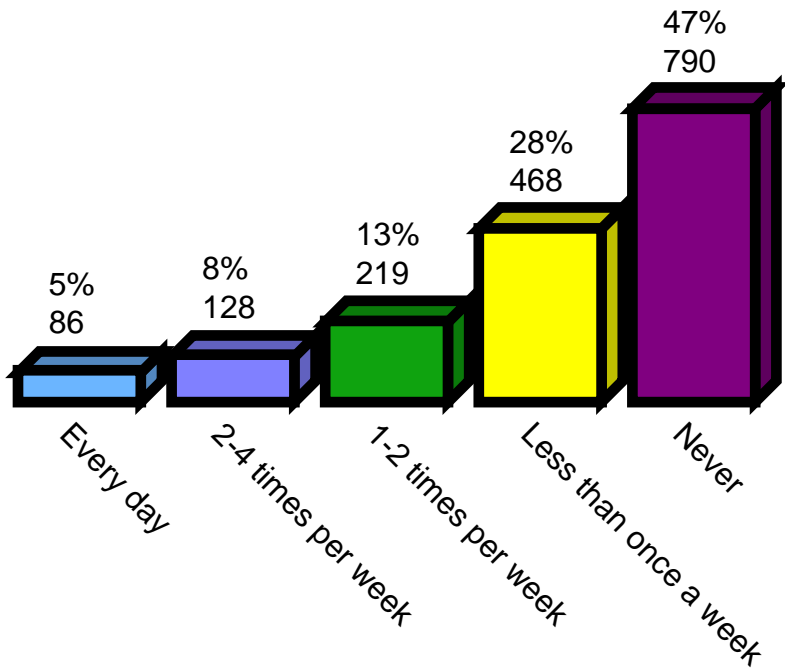
Web page design



Create music or video

	Responses	Percent
Every day	86	5%
2-4 times per week	128	8%
1-2 times per week	219	13%
Less than once a week	468	28%
Never	790	47%
Total	1691	100%

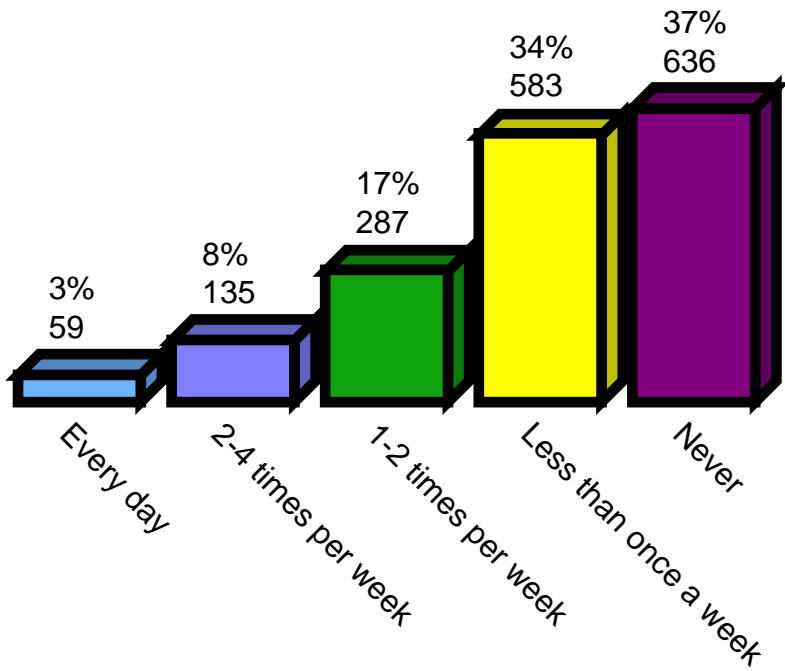
Create music or video



Play educational games assigned by the teacher

	Responses	Percent
Every day	59	3%
2-4 times per week	135	8%
1-2 times per week	287	17%
Less than once a week	583	34%
Never	636	37%
Total	1700	100%

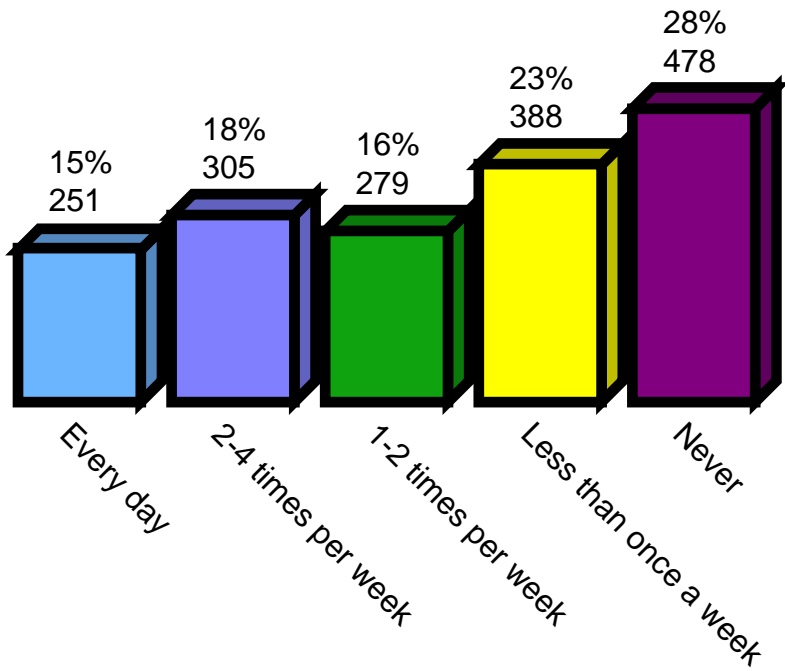
Play educational games assigned by the teacher



Play games for fun

	Responses	Percent
Every day	251	15%
2-4 times per week	305	18%
1-2 times per week	279	16%
Less than once a week	388	23%
Never	478	28%
Total	1701	100%

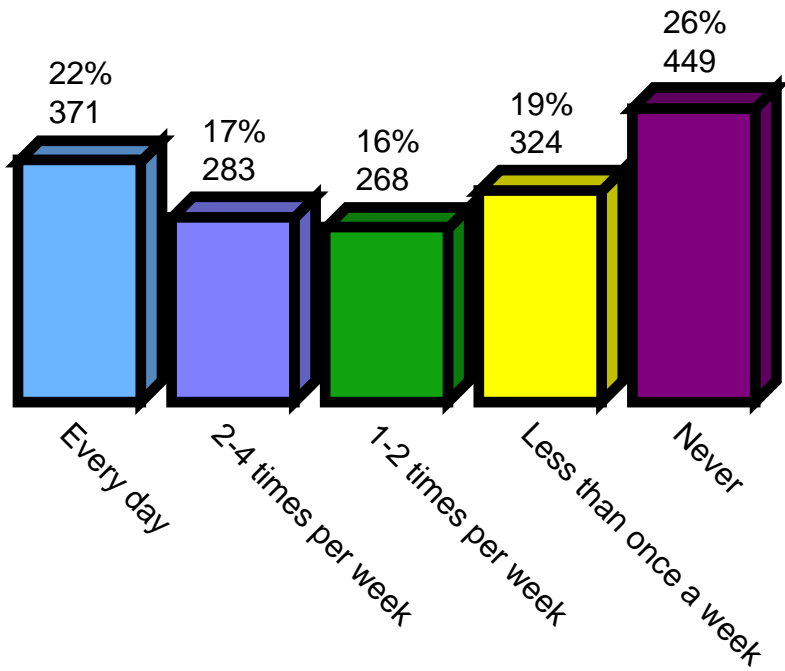
Play games for fun



Email/Chat/Instant message with friends

	Responses	Percent
Every day	371	22%
2-4 times per week	283	17%
1-2 times per week	268	16%
Less than once a week	324	19%
Never	449	26%
Total	1695	100%

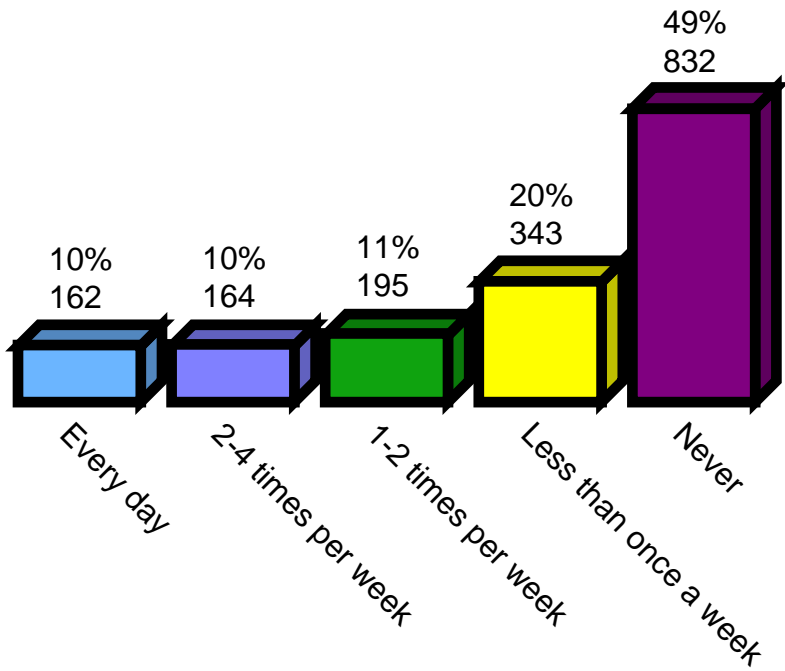
Email/Chat/Instant message with friends



Download music or video

	Responses	Percent
Every day	162	10%
2-4 times per week	164	10%
1-2 times per week	195	11%
Less than once a week	343	20%
Never	832	49%
Total	1696	100%

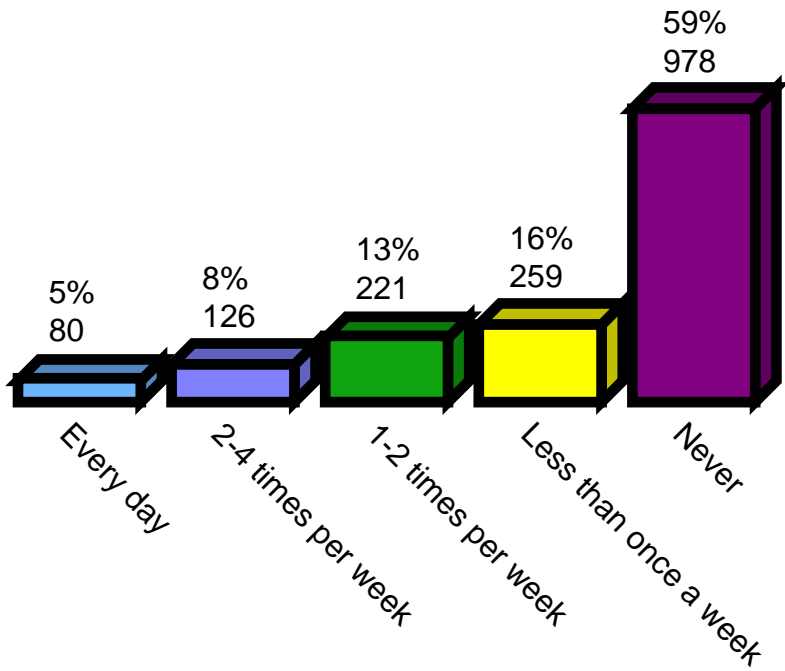
Download music or video



Manipulate Data

	Responses	Percent
Every day	80	5%
2-4 times per week	126	8%
1-2 times per week	221	13%
Less than once a week	259	16%
Never	978	59%
Total	1664	100%

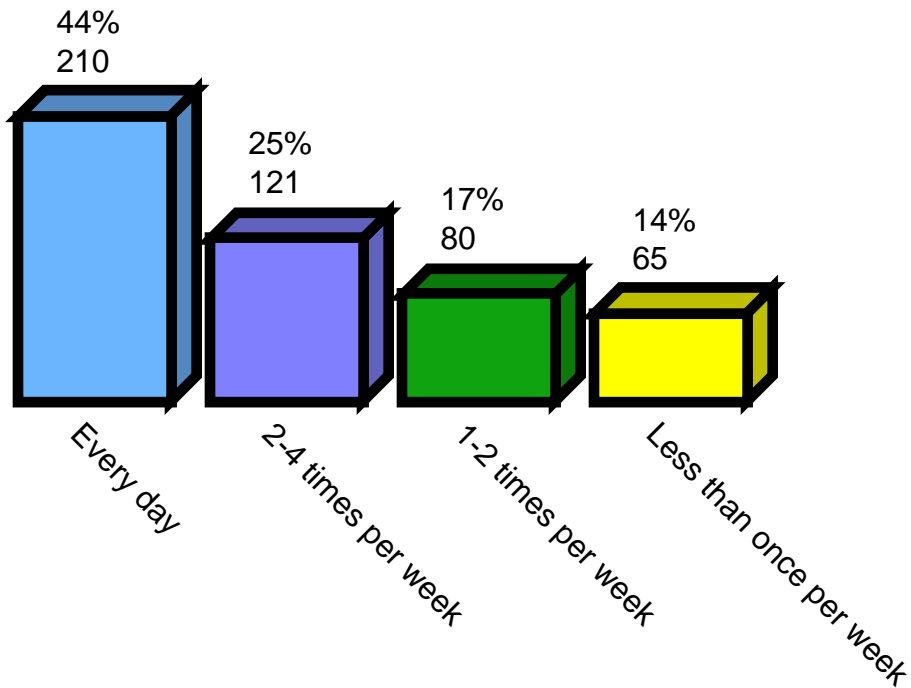
Manipulate Data



Other HS student use laptop school 1

	Responses	Percent
Every day	210	44%
2-4 times per week	121	25%
1-2 times per week	80	17%
Less than once per week	65	14%
Total	476	100%

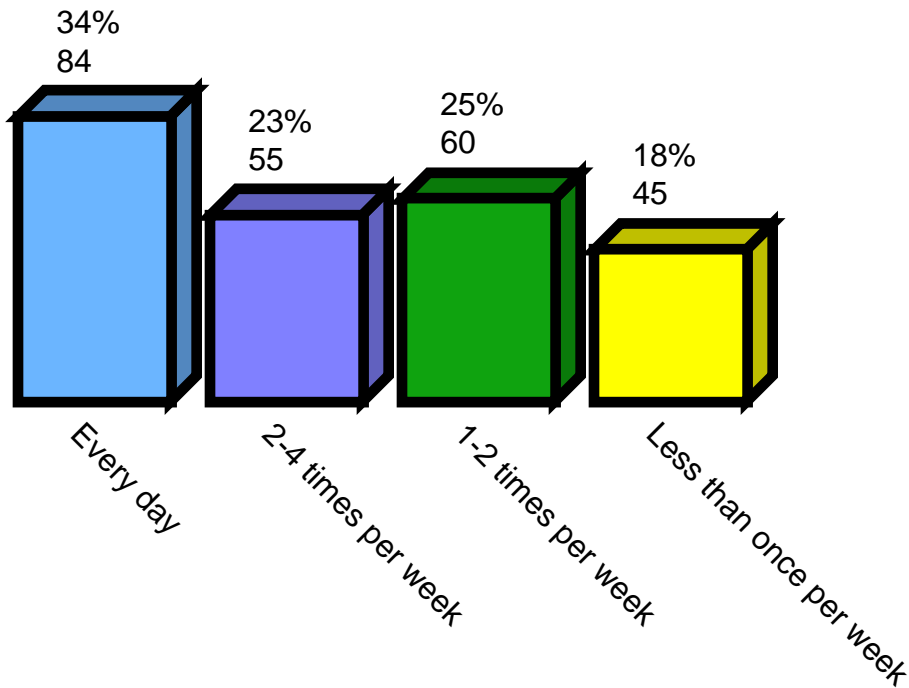
Other HS student use laptop school 1



Other HS student use laptop school 2

	Responses	Percent
Every day	84	34%
2-4 times per week	55	23%
1-2 times per week	60	25%
Less than once per week	45	18%
Total	244	100%

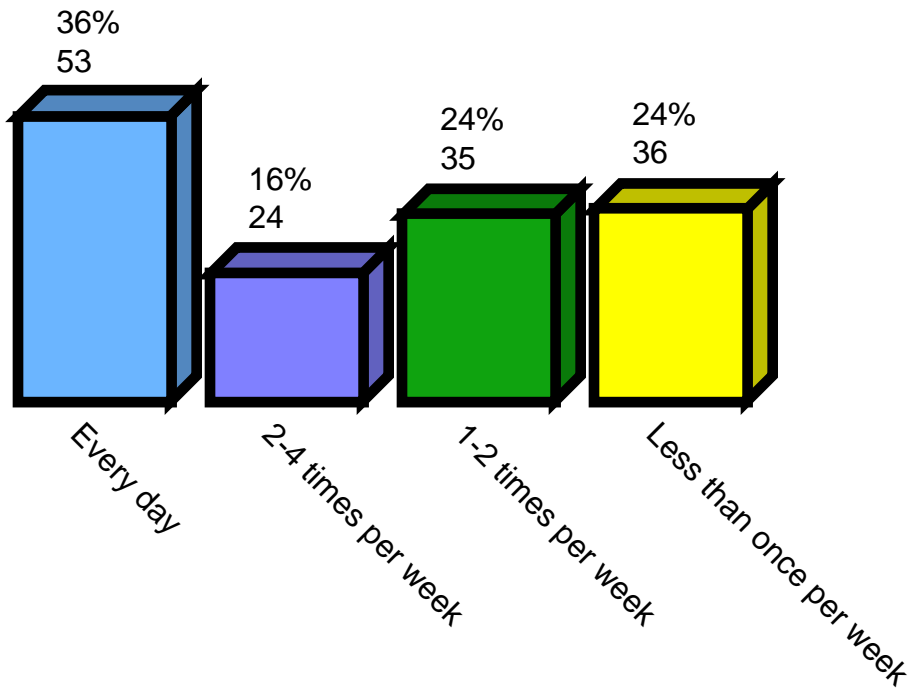
Other HS student use laptop school 2



Other HS student use laptop school 3

	Responses	Percent
Every day	53	36%
2-4 times per week	24	16%
1-2 times per week	35	24%
Less than once per week	36	24%
Total	148	100%

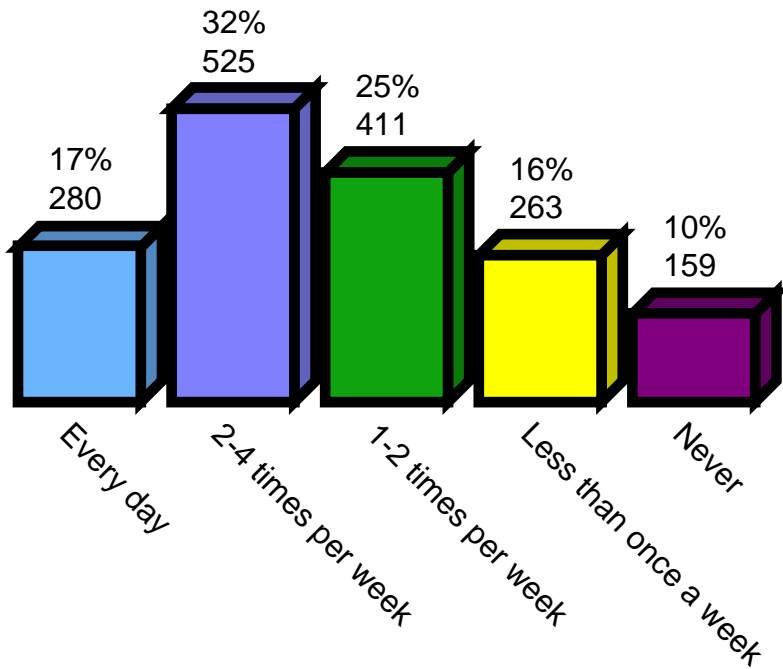
Other HS student use laptop school 3



Complete school work outside of class time (homework)

	Responses	Percent
Every day	280	17%
2-4 times per week	525	32%
1-2 times per week	411	25%
Less than once a week	263	16%
Never	159	10%
Total	1638	100%

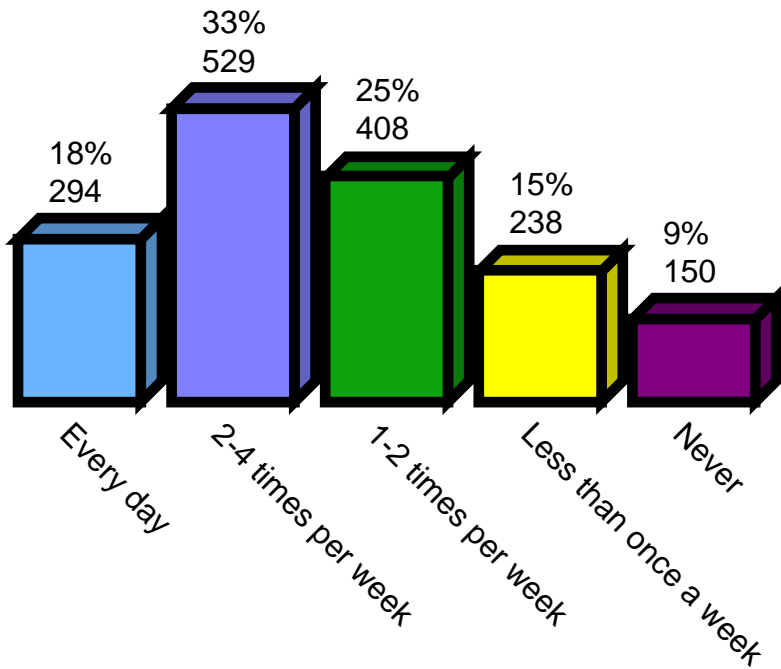
Complete school work outside of class time (homework)



Write using Word, Apple works etc.

	Responses	Percent
Every day	294	18%
2-4 times per week	529	33%
1-2 times per week	408	25%
Less than once a week	238	15%
Never	150	9%
Total	1619	100%

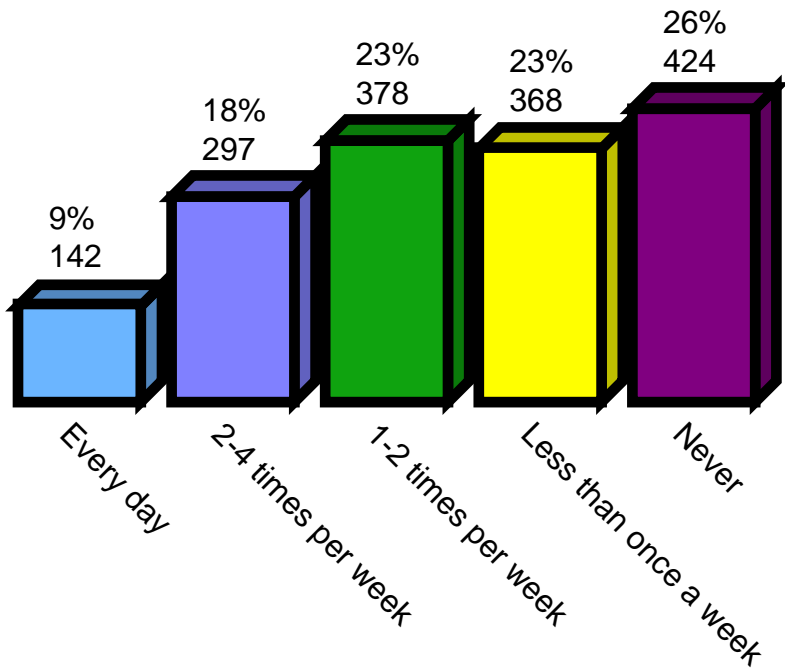
Write using Word, Apple works etc.



Writing process: Plan, compose, draft, revise.

	Responses	Percent
Every day	142	9%
2-4 times per week	297	18%
1-2 times per week	378	23%
Less than once a week	368	23%
Never	424	26%
Total	1609	100%

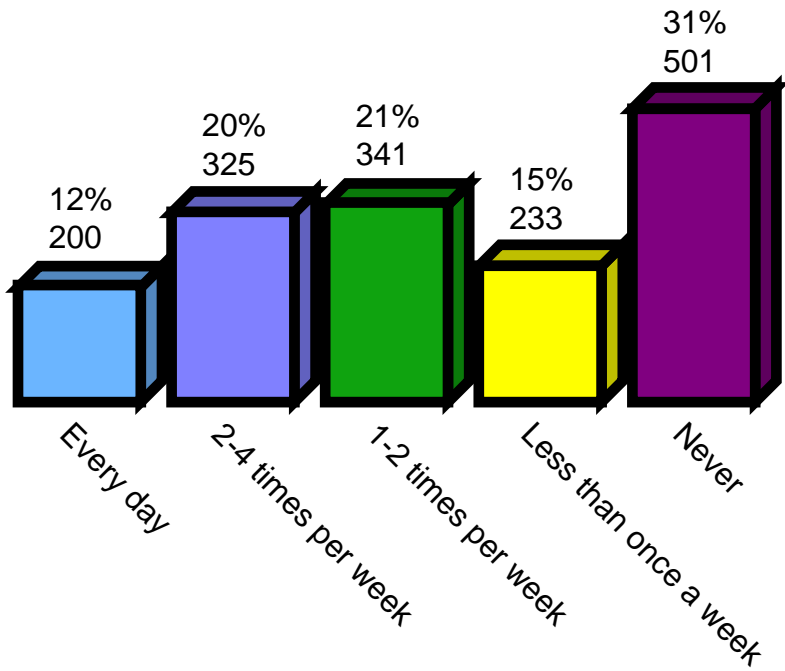
Writing process: Plan, compose, draft, revise.



Look up information from the Internet for school work.

	Responses	Percent
Every day	200	12%
2-4 times per week	325	20%
1-2 times per week	341	21%
Less than once a week	233	15%
Never	501	31%
Total	1600	100%

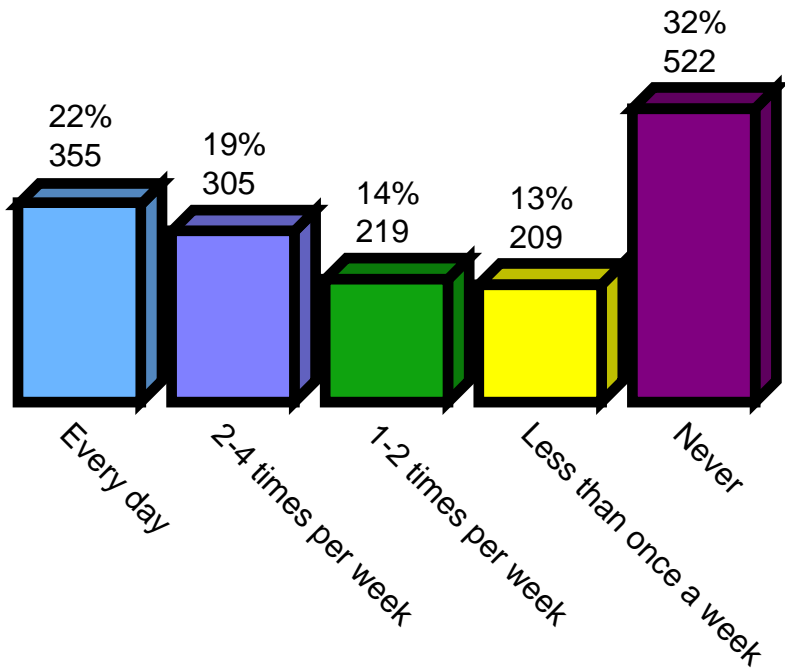
Look up information from the Internet for school work.



Look up information from the Internet for personal interest.

	Responses	Percent
Every day	355	22%
2-4 times per week	305	19%
1-2 times per week	219	14%
Less than once a week	209	13%
Never	522	32%
Total	1610	100%

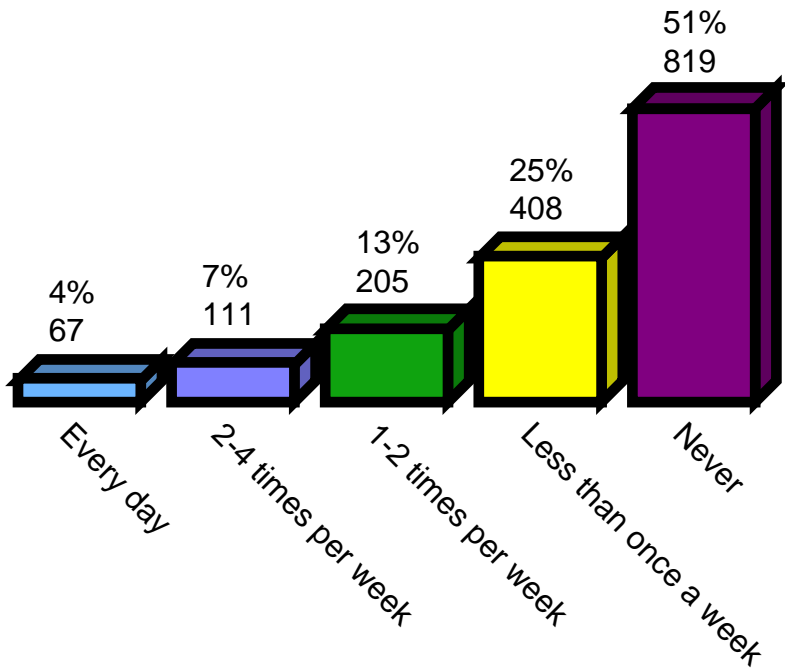
Look up information from the Internet for personal interest.



Look up information on World Book or a CD-ROM.

	Responses	Percent
Every day	67	4%
2-4 times per week	111	7%
1-2 times per week	205	13%
Less than once a week	408	25%
Never	819	51%
Total	1610	100%

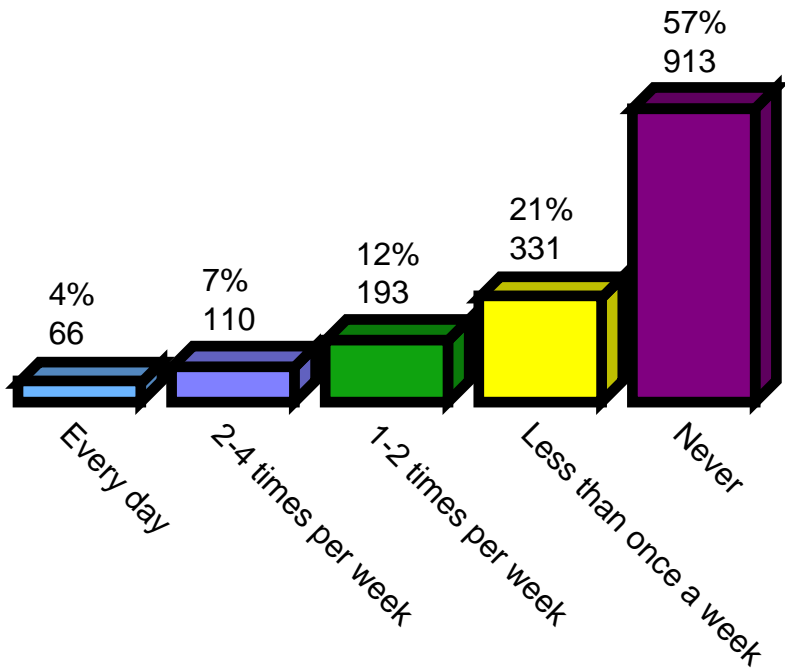
Look up information on World Book or a CD-ROM.



Use online learning activities and quizzes.

	Responses	Percent
Every day	66	4%
2-4 times per week	110	7%
1-2 times per week	193	12%
Less than once a week	331	21%
Never	913	57%
Total	1613	100%

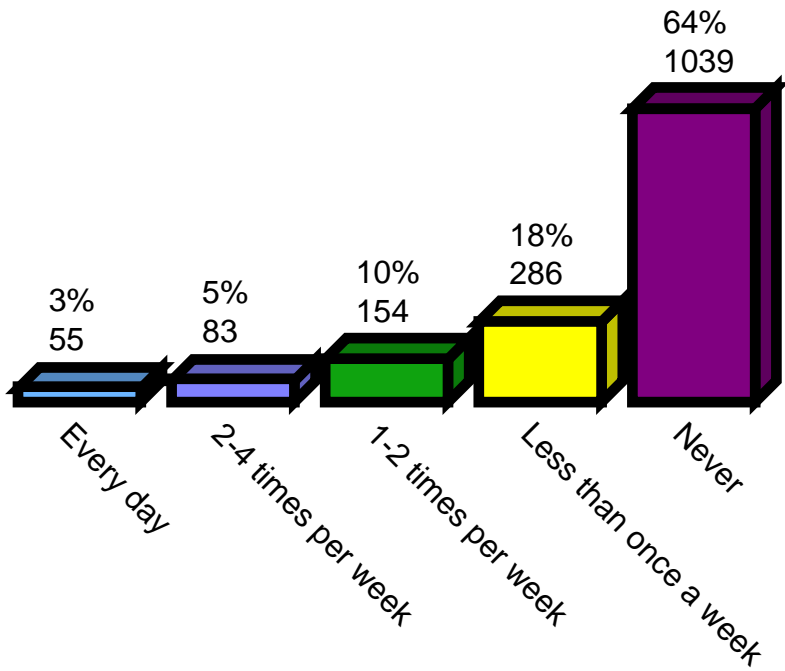
Use online learning activities and quizzes.



Email teachers.

	Responses	Percent
Every day	55	3%
2-4 times per week	83	5%
1-2 times per week	154	10%
Less than once a week	286	18%
Never	1039	64%
Total	1617	100%

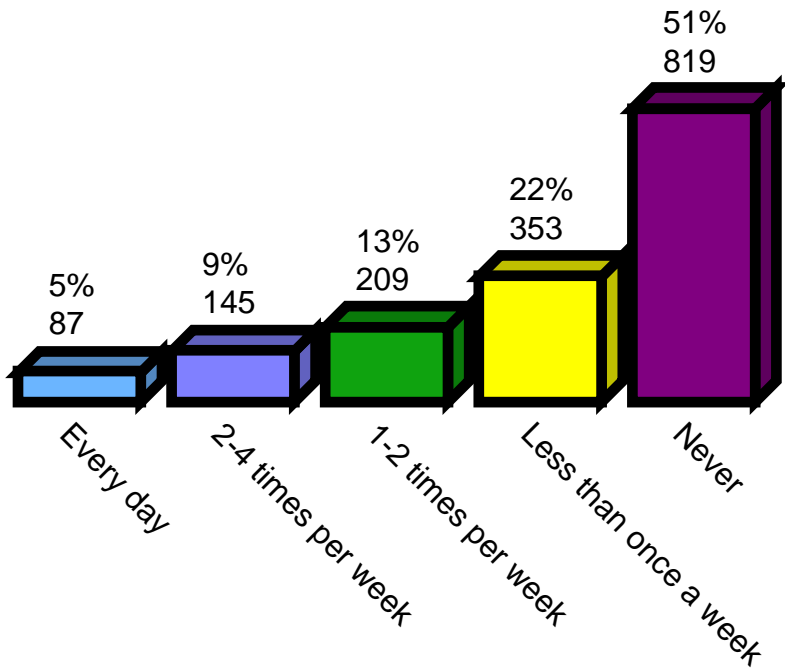
Email teachers.



Email other people for school work.

	Responses	Percent
Every day	87	5%
2-4 times per week	145	9%
1-2 times per week	209	13%
Less than once a week	353	22%
Never	819	51%
Total	1613	100%

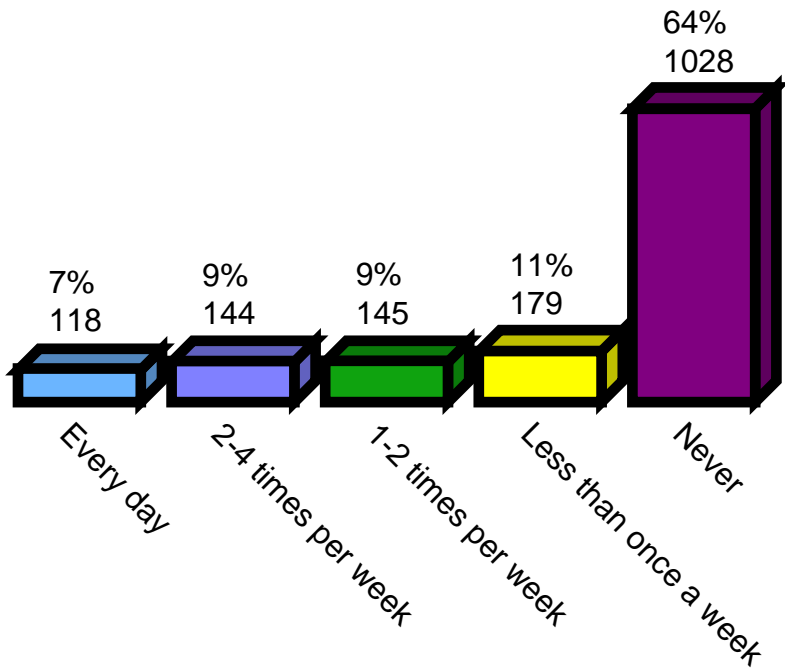
Email other people for school work.



Read or Post to a blog.

	Responses	Percent
Every day	118	7%
2-4 times per week	144	9%
1-2 times per week	145	9%
Less than once a week	179	11%
Never	1028	64%
Total	1614	100%

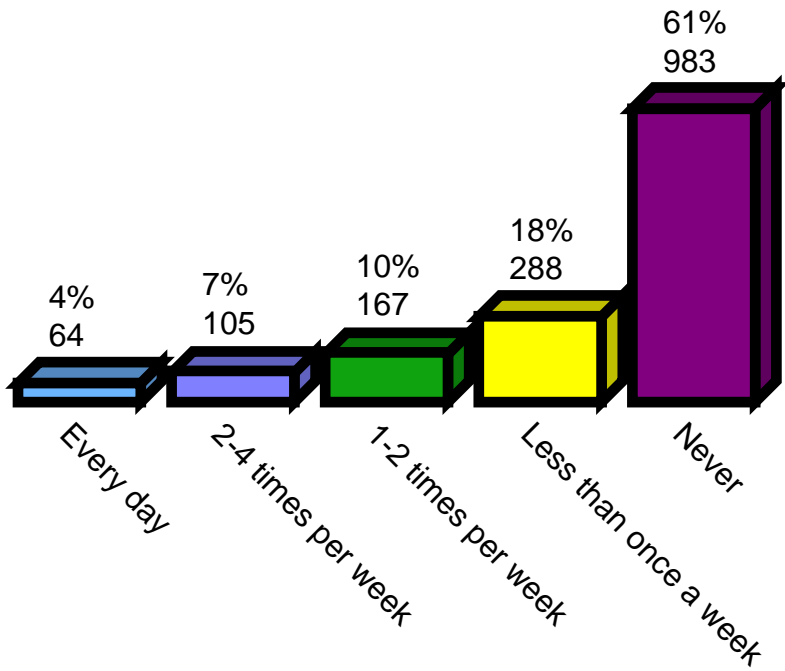
Read or Post to a blog.



Access teachers' web pages.

	Responses	Percent
Every day	64	4%
2-4 times per week	105	7%
1-2 times per week	167	10%
Less than once a week	288	18%
Never	983	61%
Total	1607	100%

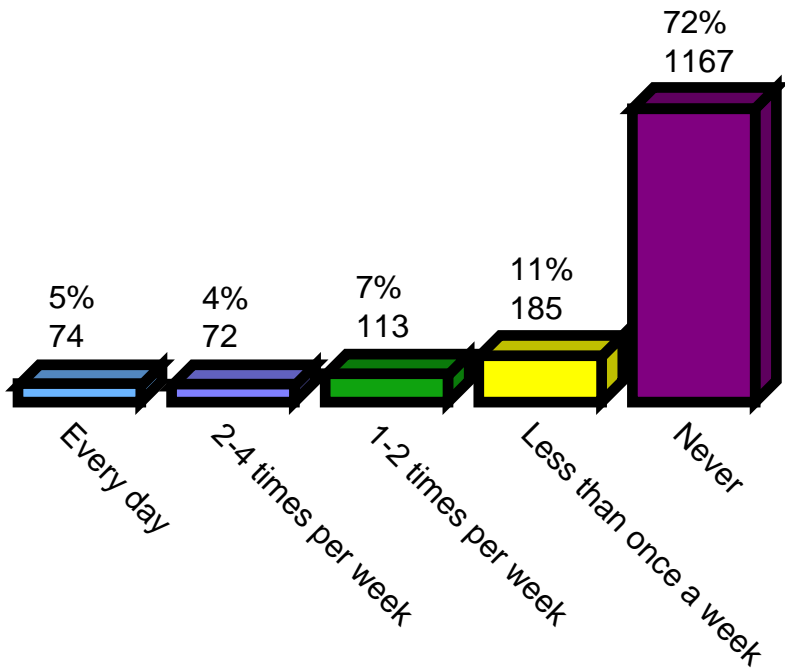
Access teachers' web pages.



Web page design.

	Responses	Percent
Every day	74	5%
2-4 times per week	72	4%
1-2 times per week	113	7%
Less than once a week	185	11%
Never	1167	72%
Total	1611	100%

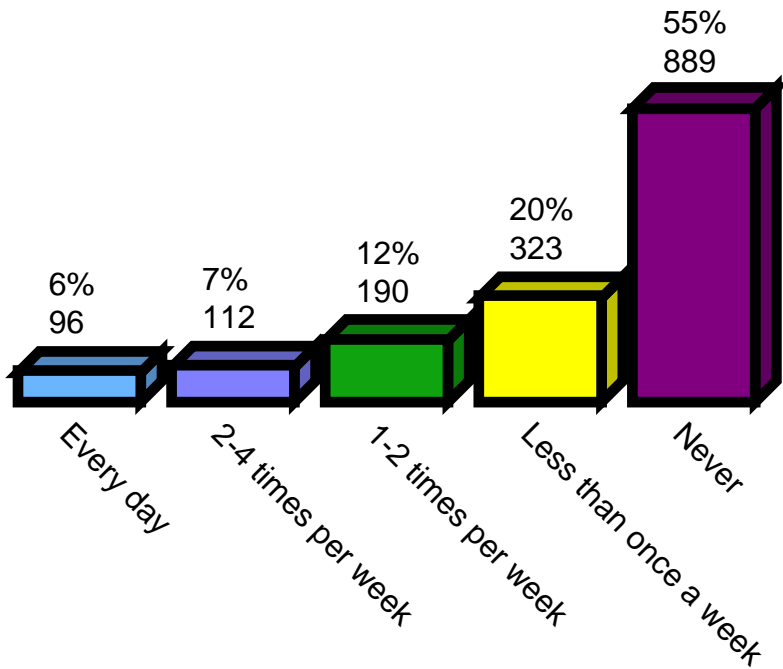
Web page design.



Create music or video

	Responses	Percent
Every day	96	6%
2-4 times per week	112	7%
1-2 times per week	190	12%
Less than once a week	323	20%
Never	889	55%
Total	1610	100%

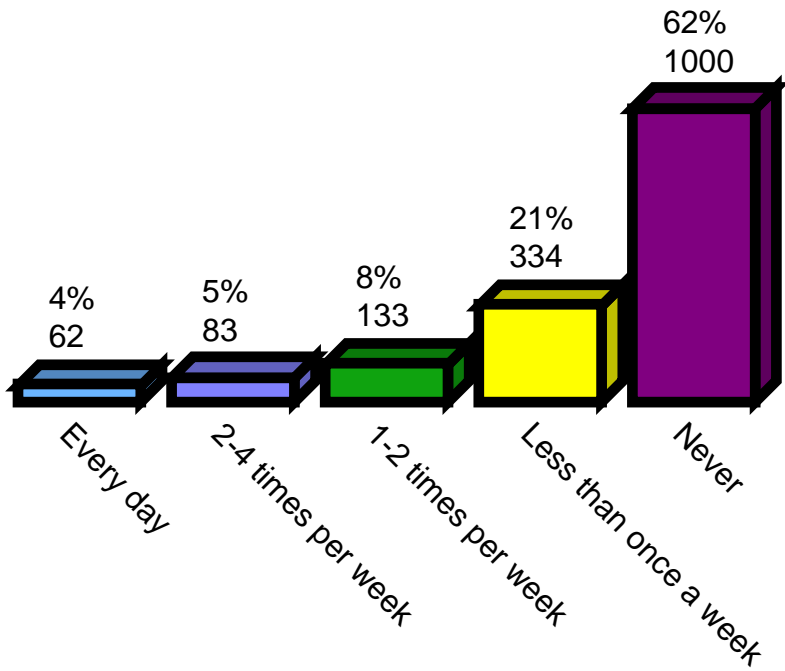
Create music or video



Play educational games assigned by the teacher.

	Responses	Percent
Every day	62	4%
2-4 times per week	83	5%
1-2 times per week	133	8%
Less than once a week	334	21%
Never	1000	62%
Total	1612	100%

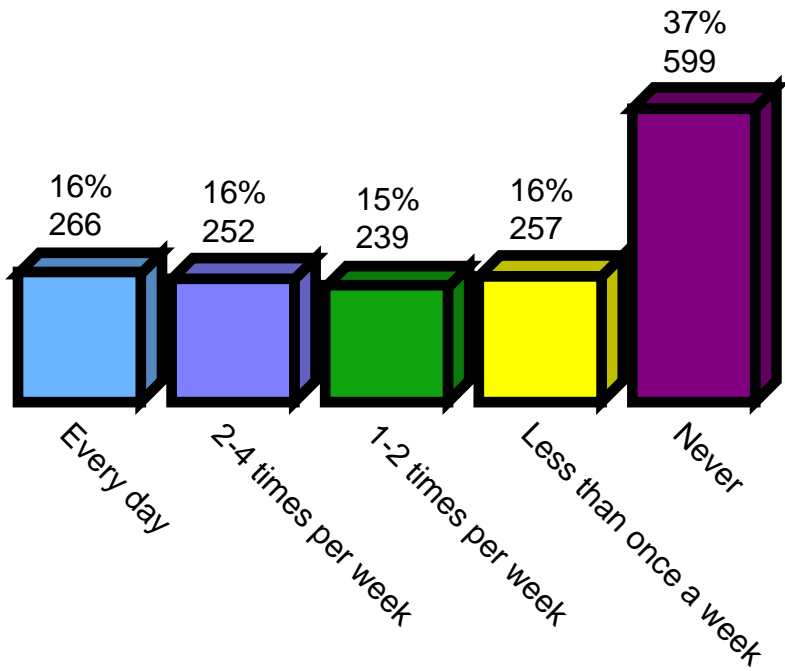
Play educational games assigned by the teacher.



Play games for fun.

	Responses	Percent
Every day	266	16%
2-4 times per week	252	16%
1-2 times per week	239	15%
Less than once a week	257	16%
Never	599	37%
Total	1613	100%

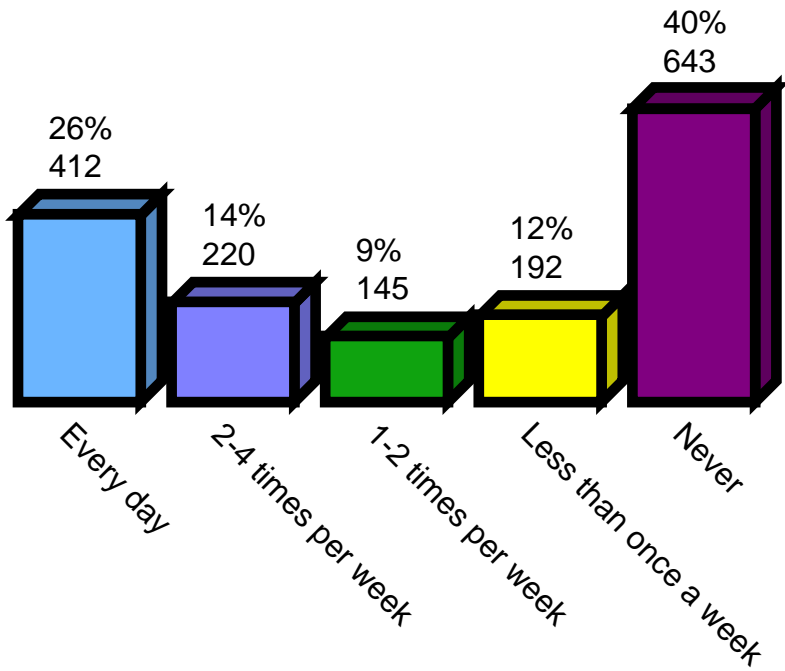
Play games for fun.



Email/Chat/Instant message with friends.

	Responses	Percent
Every day	412	26%
2-4 times per week	220	14%
1-2 times per week	145	9%
Less than once a week	192	12%
Never	643	40%
Total	1612	100%

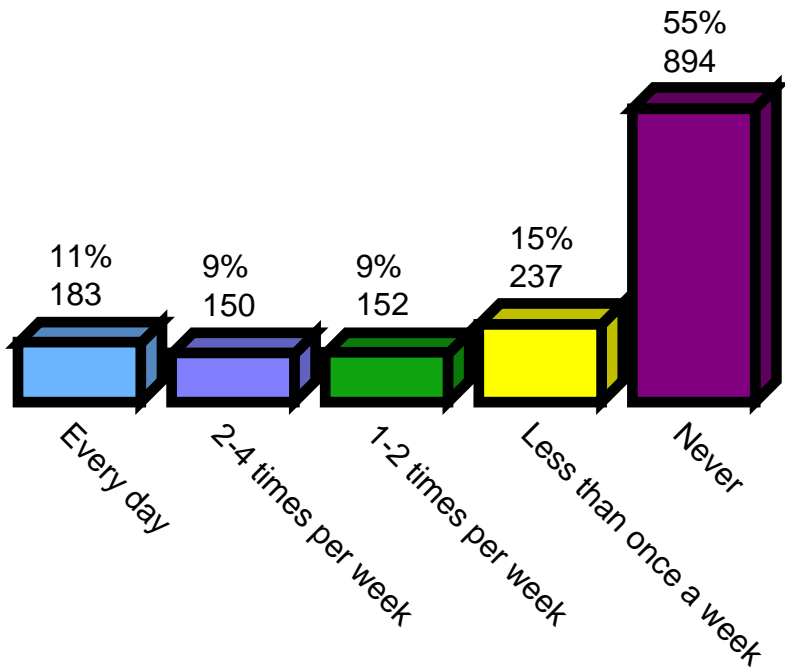
Email/Chat/Instant message with friends.



Download music or video

	Responses	Percent
Every day	183	11%
2-4 times per week	150	9%
1-2 times per week	152	9%
Less than once a week	237	15%
Never	894	55%
Total	1616	100%

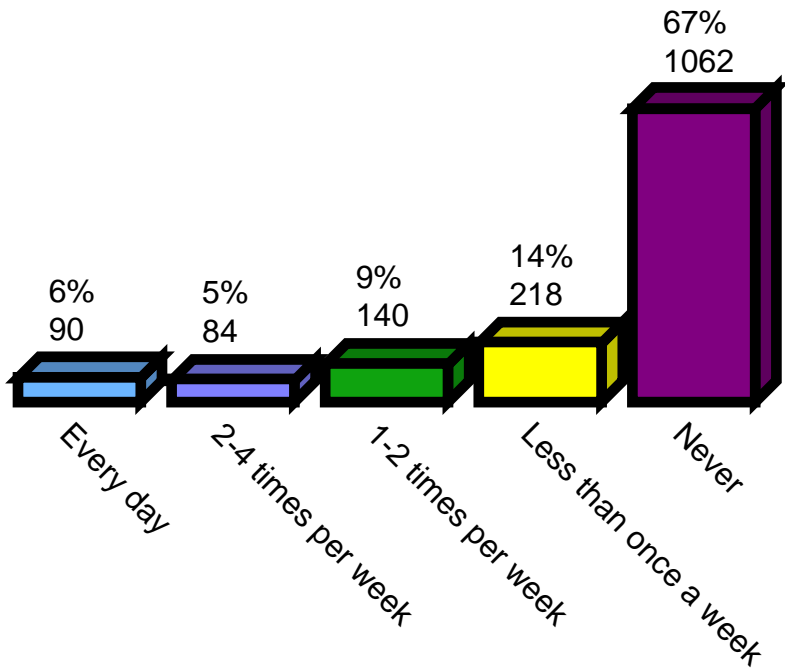
Download music or video



Manipulate Data

	Responses	Percent
Every day	90	6%
2-4 times per week	84	5%
1-2 times per week	140	9%
Less than once a week	218	14%
Never	1062	67%
Total	1594	100%

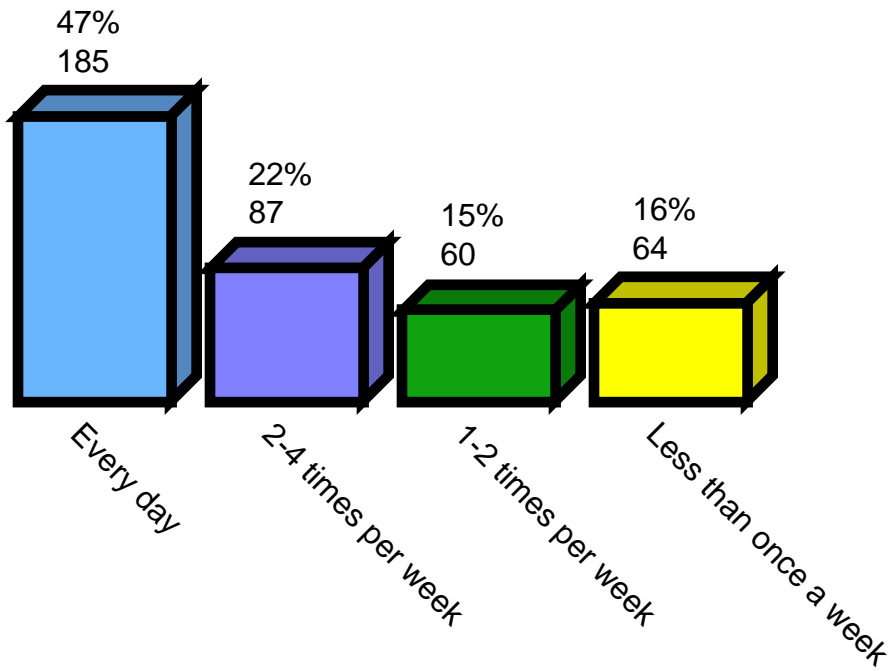
Manipulate Data



Other HS student use laptop home 1

	Responses	Percent
Every day	185	47%
2-4 times per week	87	22%
1-2 times per week	60	15%
Less than once a week	64	16%
Total	396	100%

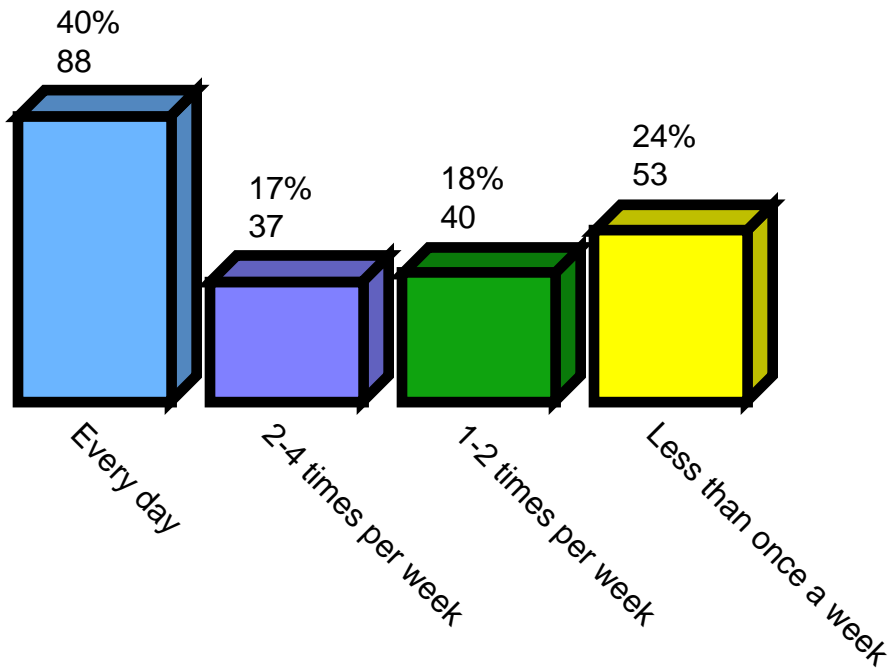
Other HS student use laptop home 1



Other HS student use laptop home 2

	Responses	Percent
Every day	88	40%
2-4 times per week	37	17%
1-2 times per week	40	18%
Less than once a week	53	24%
Total	218	100%

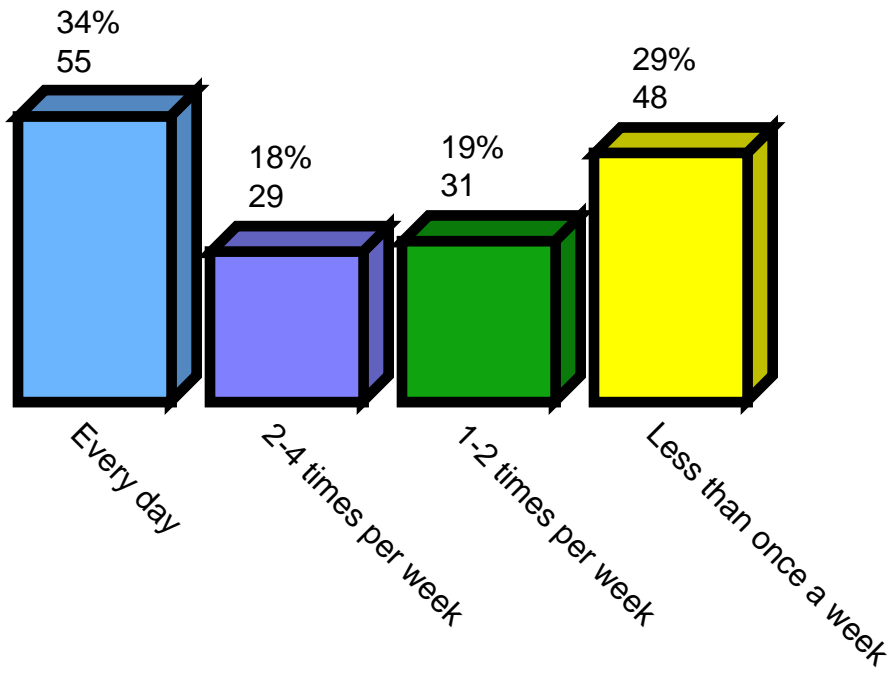
Other HS student use laptop home 2



Other HS student use laptop home 3

	Responses	Percent
Every day	55	34%
2-4 times per week	29	18%
1-2 times per week	31	19%
Less than once a week	48	29%
Total	163	100%

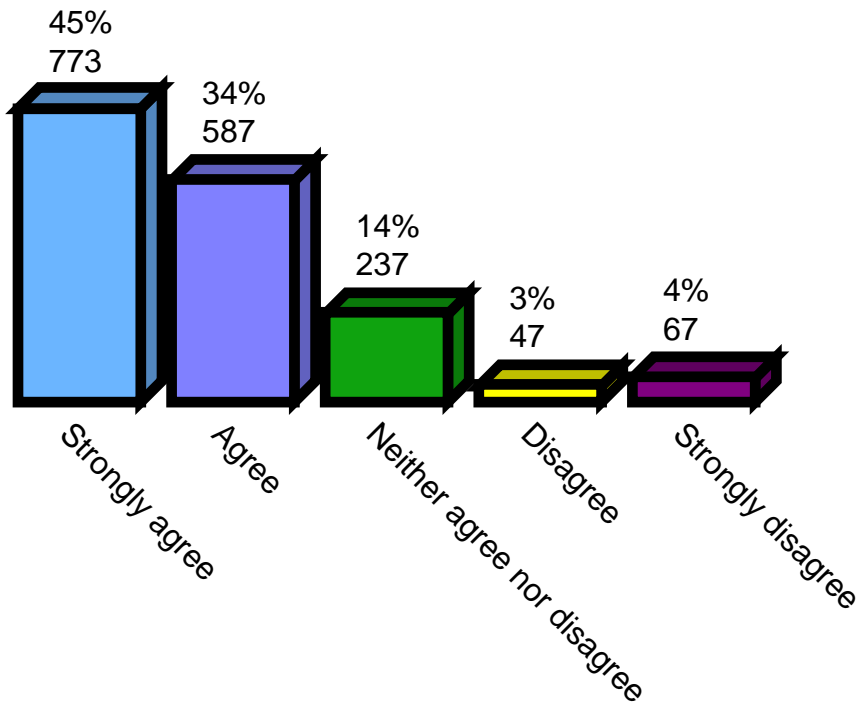
Other HS student use laptop home 3



Computers make school work more interesting.

	Responses	Percent
Strongly agree	773	45%
Agree	587	34%
Neither agree nor disagree	237	14%
Disagree	47	3%
Strongly disagree	67	4%
Total	1711	100%

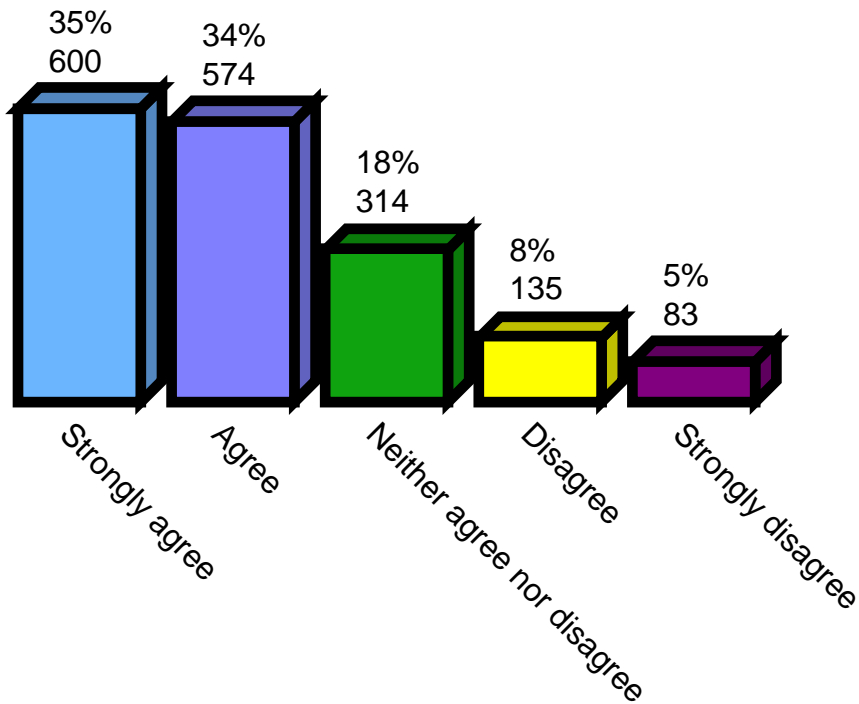
Computers make school work more interesting.



Using the laptop helps me do better on my schoolwork.

	Responses	Percent
Strongly agree	600	35%
Agree	574	34%
Neither agree nor disagree	314	18%
Disagree	135	8%
Strongly disagree	83	5%
Total	1706	100%

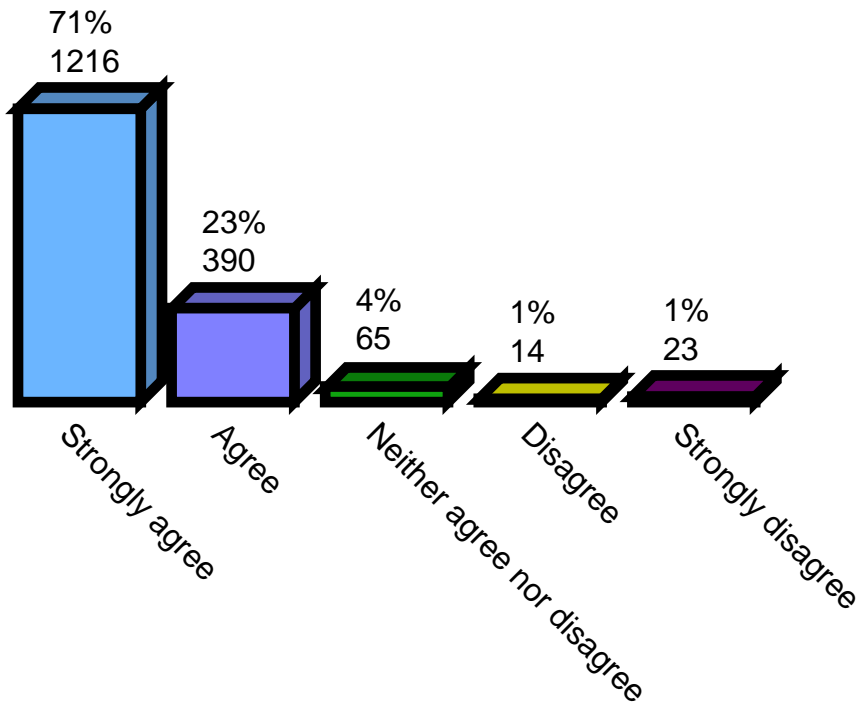
Using the laptop helps me do better on my schoolwork.



It is easier to do my research using the laptop.

	Responses	Percent
Strongly agree	1216	71%
Agree	390	23%
Neither agree nor disagree	65	4%
Disagree	14	1%
Strongly disagree	23	1%
Total	1708	100%

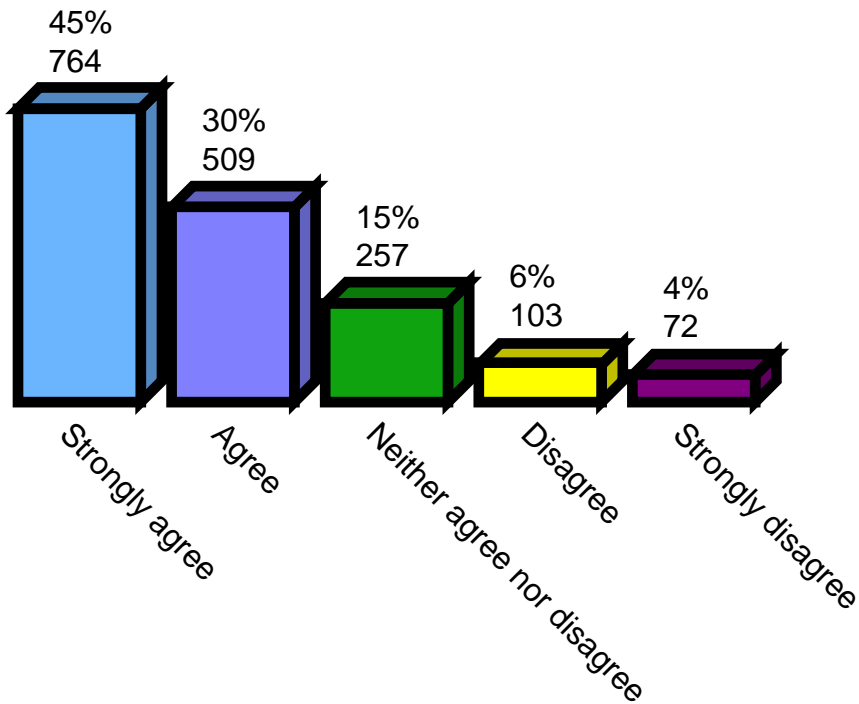
It is easier to do my research using the laptop.



I am more organized when I use the laptop.

	Responses	Percent
Strongly agree	764	45%
Agree	509	30%
Neither agree nor disagree	257	15%
Disagree	103	6%
Strongly disagree	72	4%
Total	1705	100%

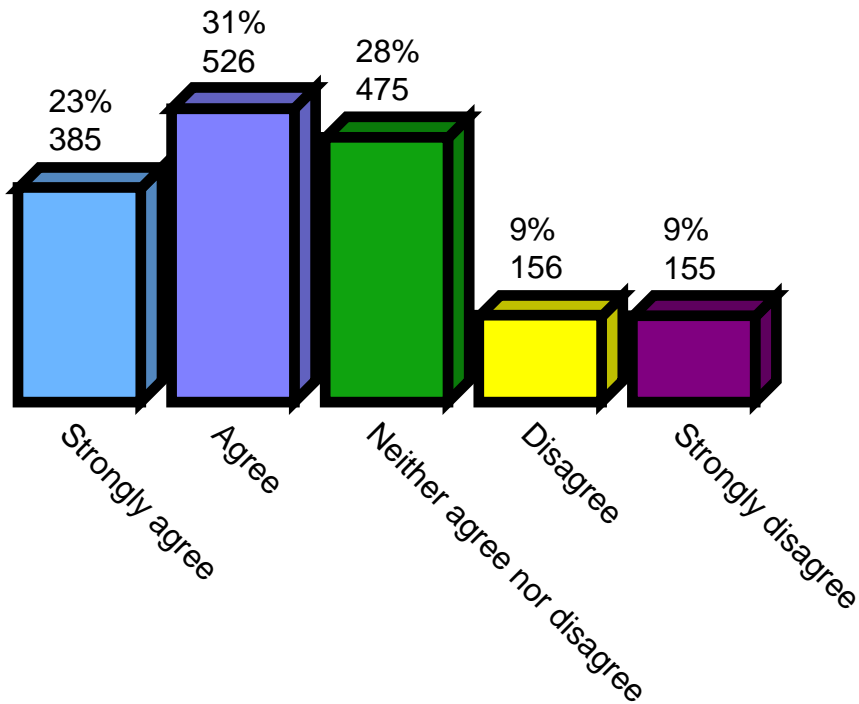
I am more organized when I use the laptop.



The Help Desk or ELS Teacher solves my laptop problems.

	Responses	Percent
Strongly agree	385	23%
Agree	526	31%
Neither agree nor disagree	475	28%
Disagree	156	9%
Strongly disagree	155	9%
Total	1697	100%

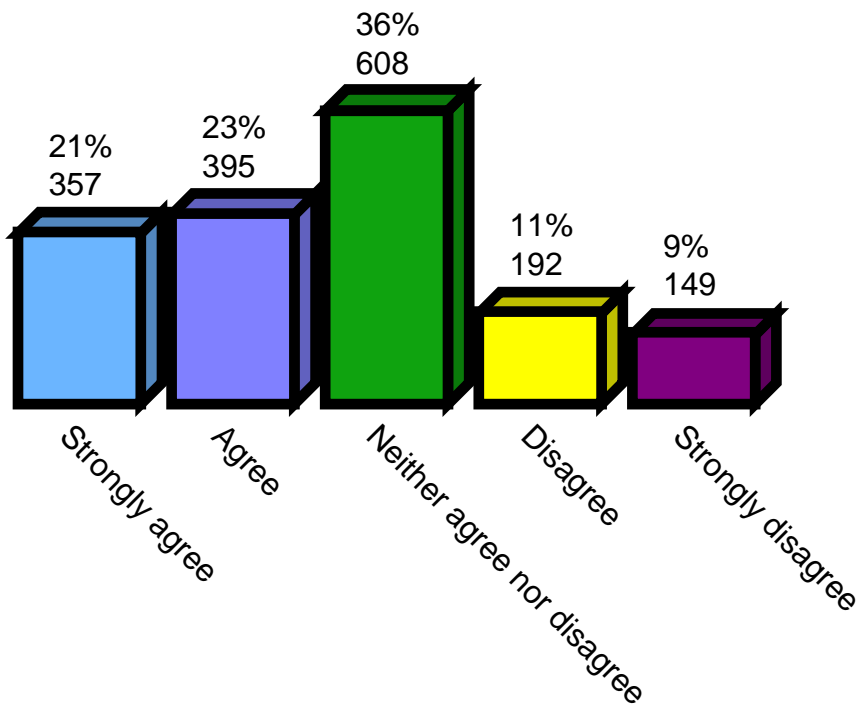
The Help Desk or ELS Teacher solves my laptop problems.



The Help Desk or ELS Teacher takes a long time to solve my laptop problems.

	Responses	Percent
Strongly agree	357	21%
Agree	395	23%
Neither agree nor disagree	608	36%
Disagree	192	11%
Strongly disagree	149	9%
Total	1701	100%

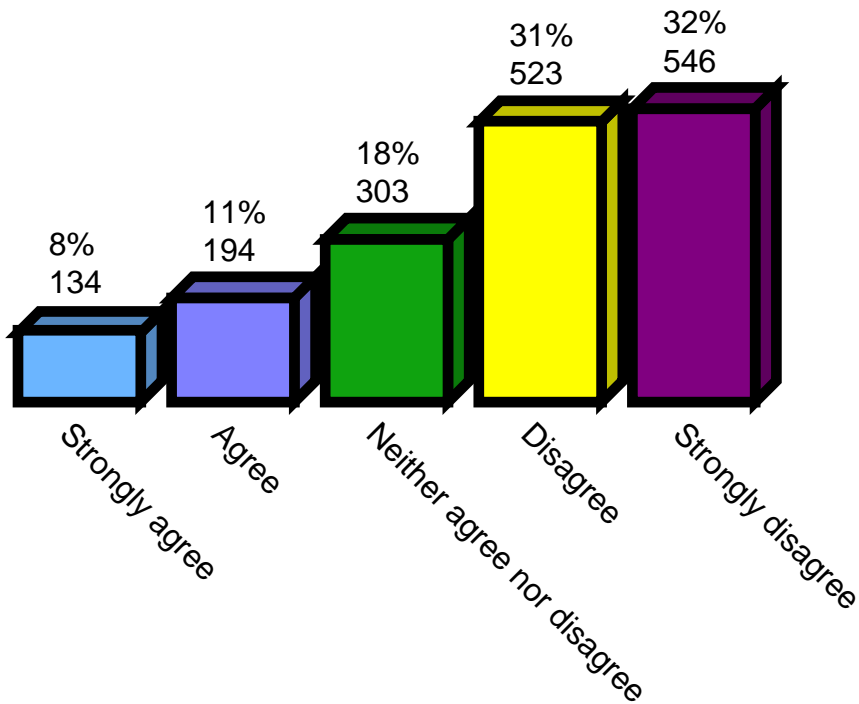
The Help Desk or ELS Teacher takes a long time to solve my laptop problems.



My laptop often has to be sent in for repairs.

	Responses	Percent
Strongly agree	134	8%
Agree	194	11%
Neither agree nor disagree	303	18%
Disagree	523	31%
Strongly disagree	546	32%
Total	1700	100%

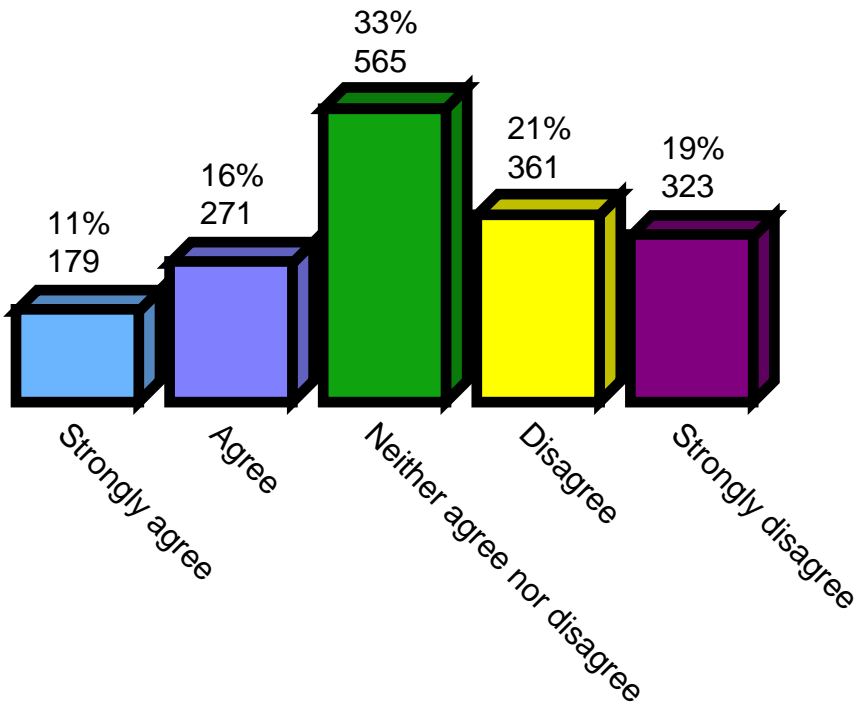
My laptop often has to be sent in for repairs.



I cannot do my schoolwork without my laptop.

	Responses	Percent
Strongly agree	179	11%
Agree	271	16%
Neither agree nor disagree	565	33%
Disagree	361	21%
Strongly disagree	323	19%
Total	1699	100%

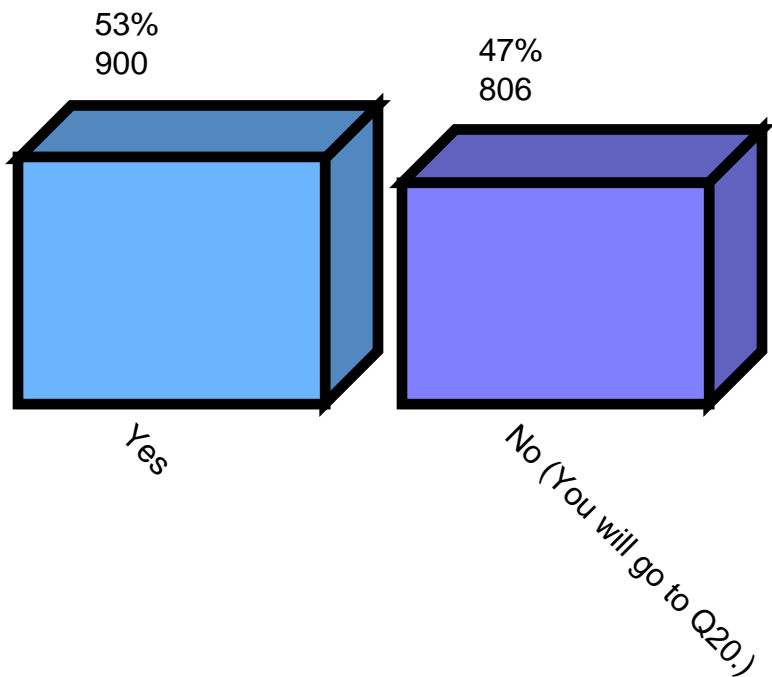
I cannot do my schoolwork without my laptop.



17. Since the start of this school year have you given in your laptop to be repaired?

	Responses	Percent
Yes	900	53%
No (You will go to Q20.)	806	47%
Total	1706	100%

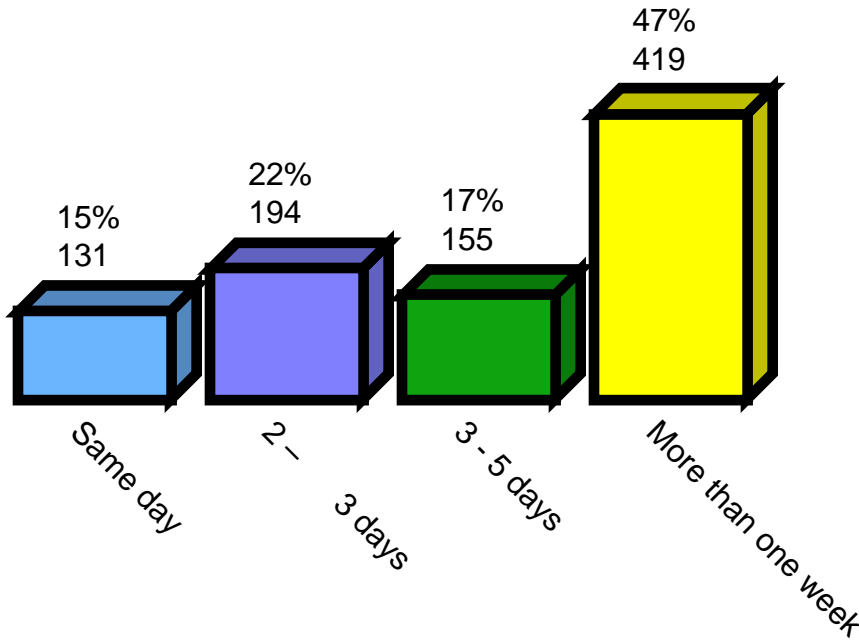
17. Since the start of this school year have you given in your laptop to be repaired?



19. On the last repair, how long did it take for you to get your laptop repaired?

	Responses	Percent
Same day	131	15%
2 – 3 days	194	22%
3 - 5 days	155	17%
More than one week	419	47%
Total	899	100%

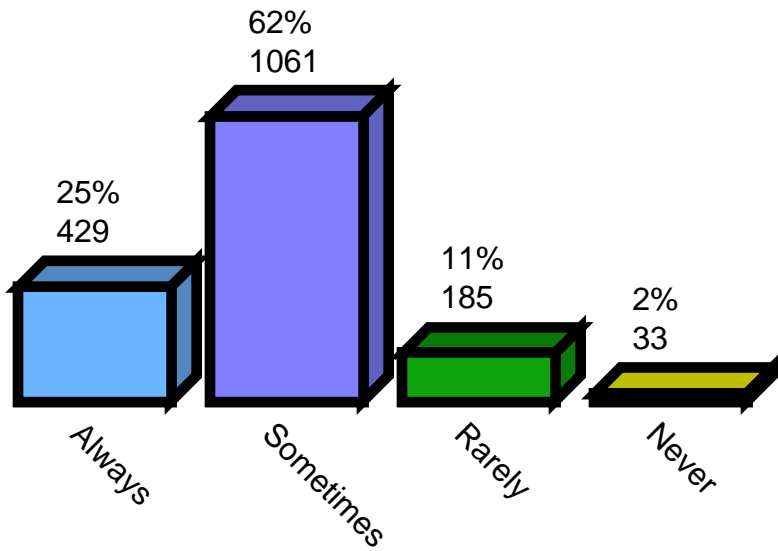
19. On the last repair, how long did it take for you to get your laptop repaired?



20. Do your teachers provide you with paper copies of schoolwork instead of using the laptop?

	Responses	Percent
Always	429	25%
Sometimes	1061	62%
Rarely	185	11%
Never	33	2%
Total	1708	100%

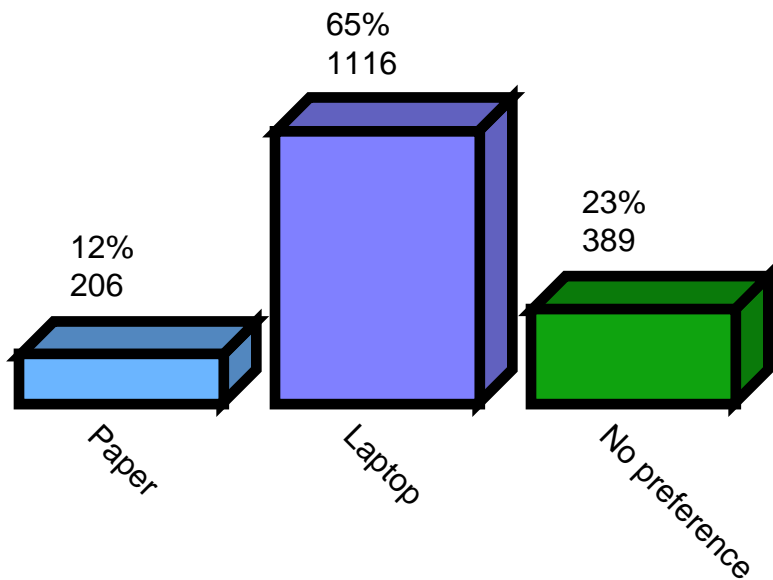
20. Do your teachers provide you with paper copies of schoolwork instead of using the laptop?



21. Do you prefer working on school assignments on

	Responses	Percent
Paper	206	12%
Laptop	1116	65%
No preference	389	23%
Total	1711	100%

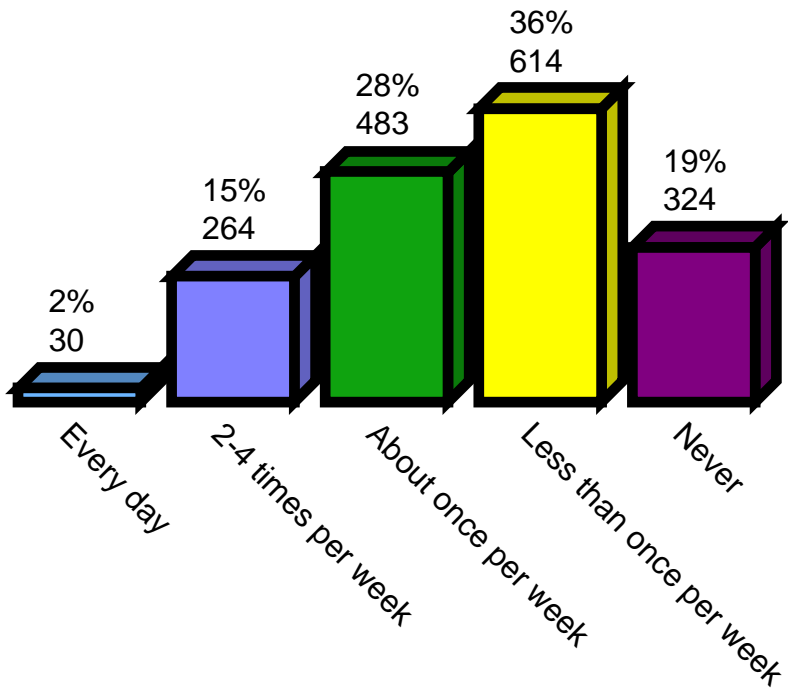
21. Do you prefer working on school assignments on



22. How often do you print at school?

	Responses	Percent
Every day	30	2%
2-4 times per week	264	15%
About once per week	483	28%
Less than once per week	614	36%
Never	324	19%
Total	1715	100%

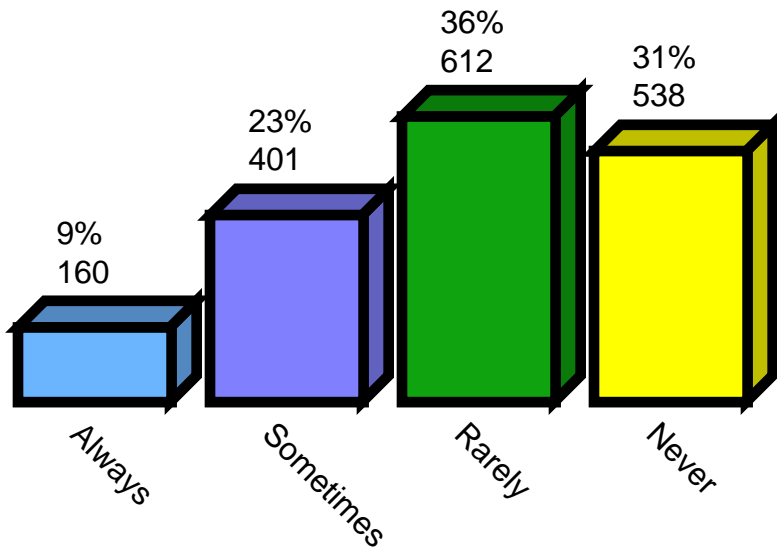
22. How often do you print at school?



23. How often do you have problems printing at school?

	Responses	Percent
Always	160	9%
Sometimes	401	23%
Rarely	612	36%
Never	538	31%
Total	1711	100%

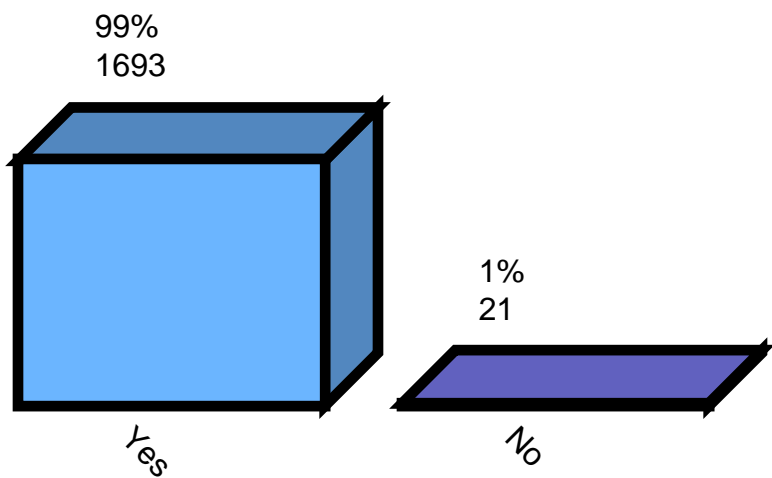
23. How often do you have problems printing at school?



Microsoft Word

	Responses	Percent
Yes	1693	99%
No	21	1%
Total	1714	100%

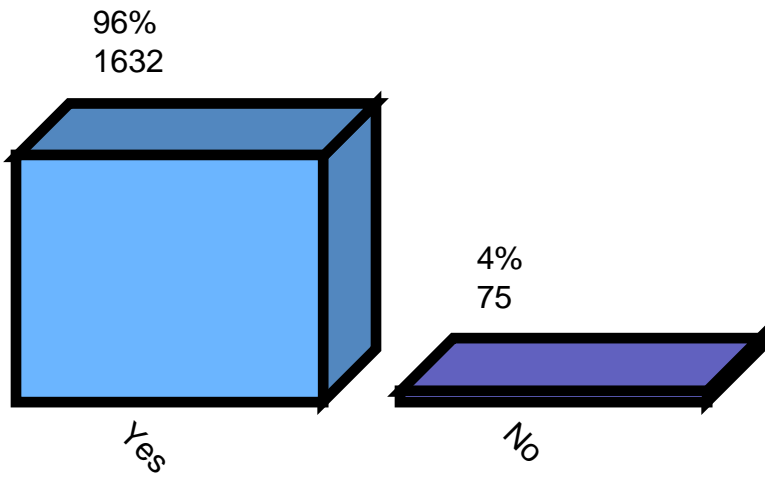
Microsoft Word



Microsoft PowerPoint

	Responses	Percent
Yes	1632	96%
No	75	4%
Total	1707	100%

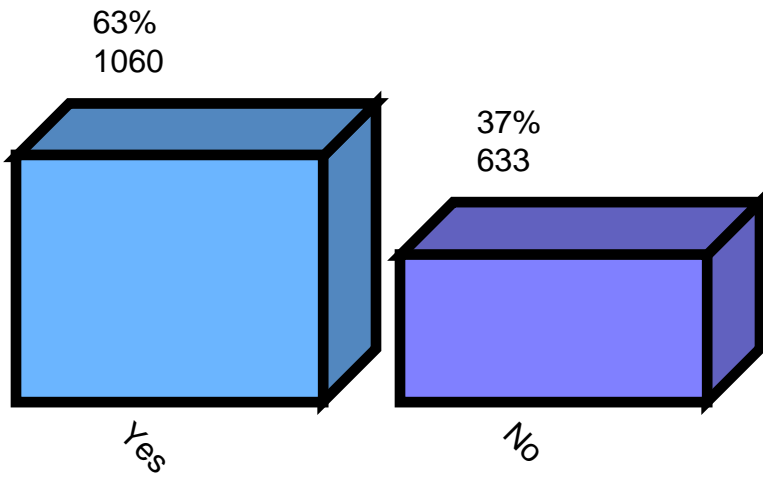
Microsoft PowerPoint



Microsoft Excel

	Responses	Percent
Yes	1060	63%
No	633	37%
Total	1693	100%

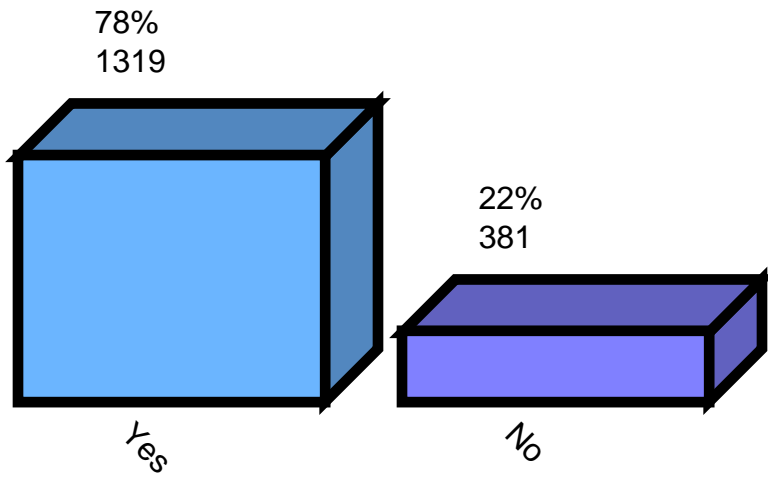
Microsoft Excel



Worldbook Encyclopedia

	Responses	Percent
Yes	1319	78%
No	381	22%
Total	1700	100%

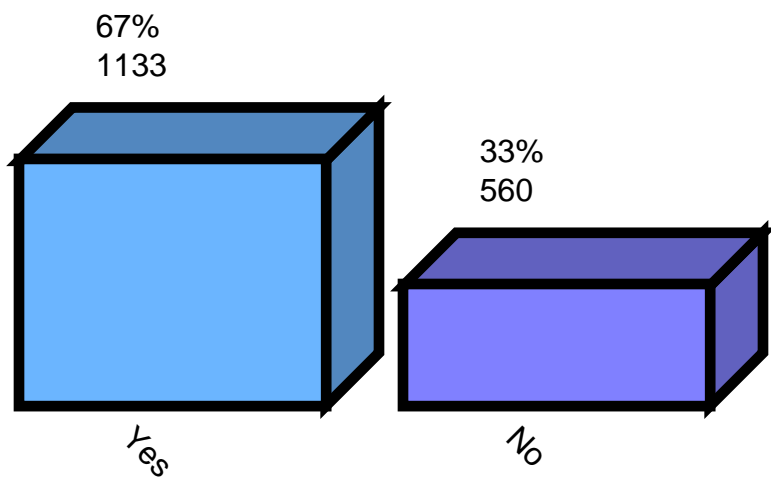
Worldbook Encyclopedia



Collaba

	Responses	Percent
Yes	1133	67%
No	560	33%
Total	1693	100%

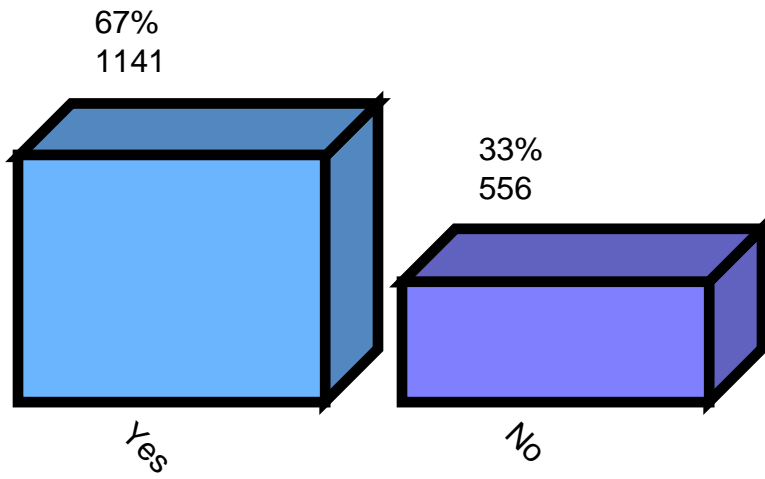
Collaba



Appleworks

	Responses	Percent
Yes	1141	67%
No	556	33%
Total	1697	100%

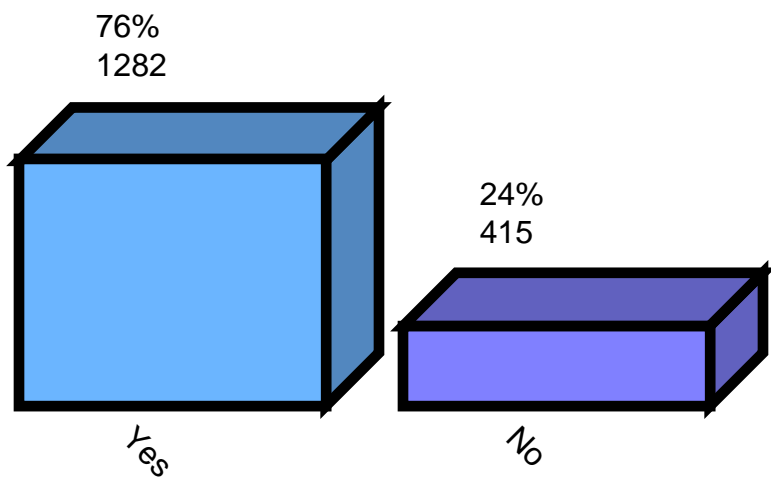
Appleworks



iMovie

	Responses	Percent
Yes	1282	76%
No	415	24%
Total	1697	100%

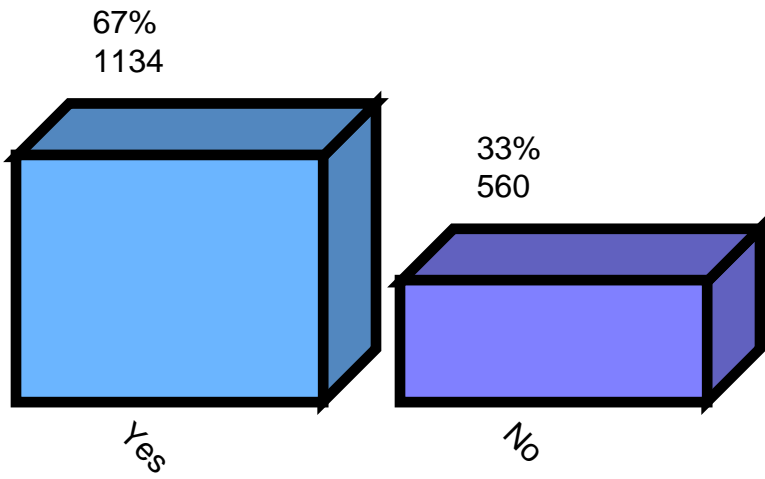
iMovie



iPhoto

	Responses	Percent
Yes	1134	67%
No	560	33%
Total	1694	100%

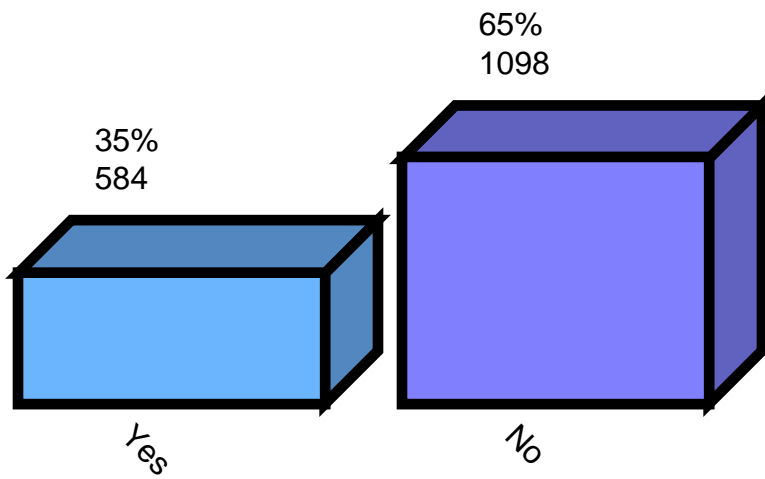
iPhoto



any web design program

	Responses	Percent
Yes	584	35%
No	1098	65%
Total	1682	100%

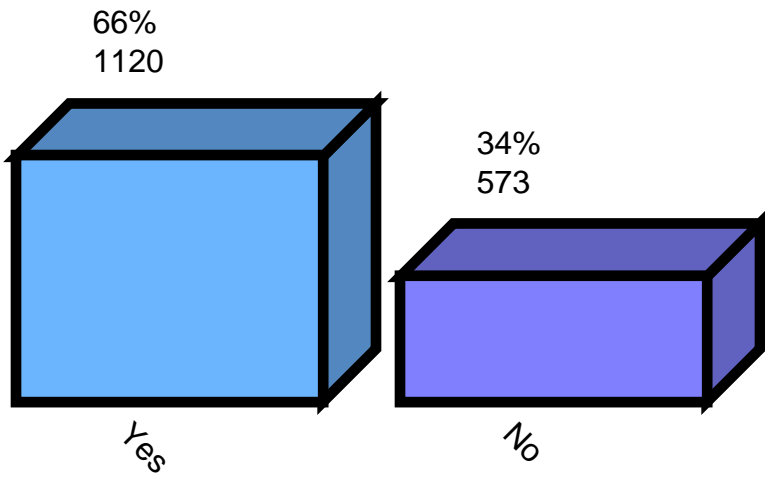
any web design program



Garageband

	Responses	Percent
Yes	1120	66%
No	573	34%
Total	1693	100%

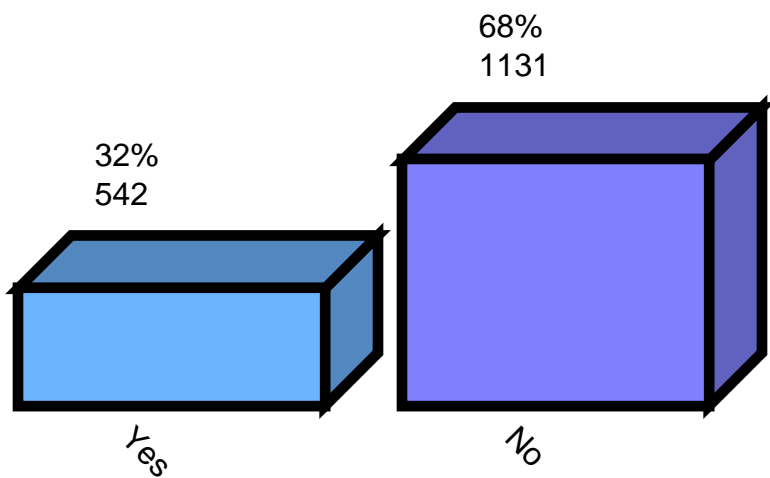
Garageband



Geometer's Sketchpad

	Responses	Percent
Yes	542	32%
No	1131	68%
Total	1673	100%

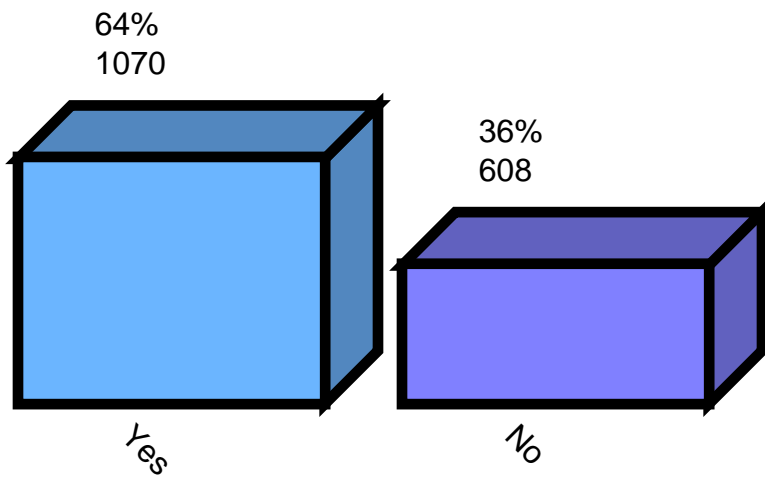
Geometer's Sketchpad



Google Earth

	Responses	Percent
Yes	1070	64%
No	608	36%
Total	1678	100%

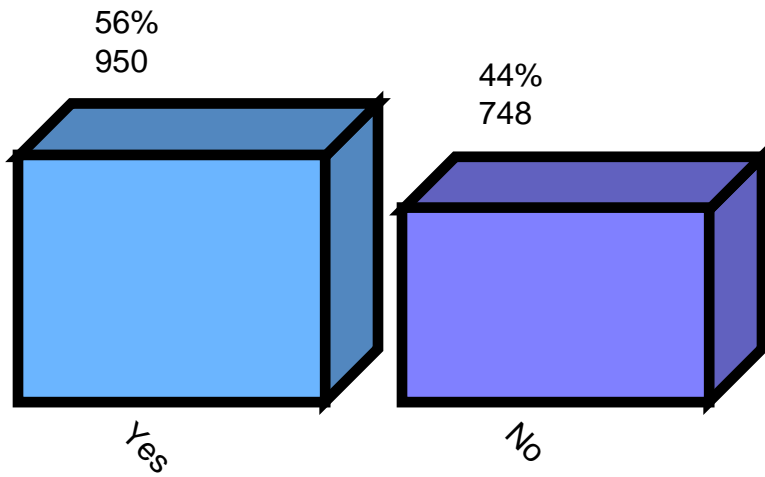
Google Earth



Typing (Typing Pal, Tap Touche or other program)

	Responses	Percent
Yes	950	56%
No	748	44%
Total	1698	100%

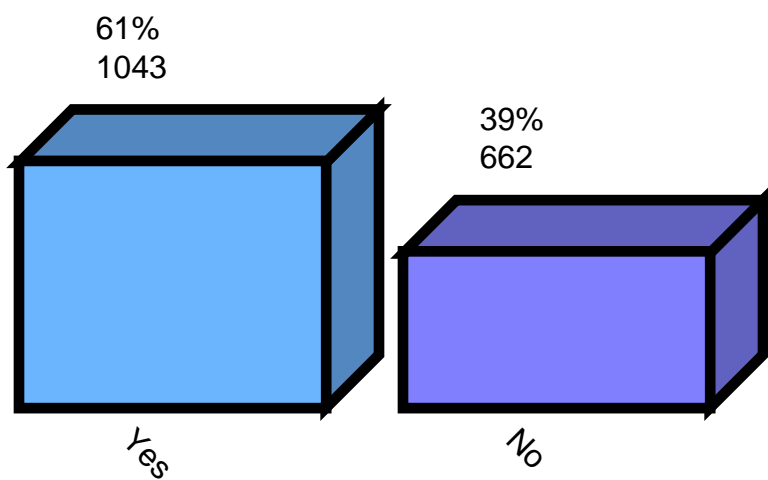
Typing (Typing Pal, Tap Touche or other program)



Organizing files and folders

	Responses	Percent
Yes	1043	61%
No	662	39%
Total	1705	100%

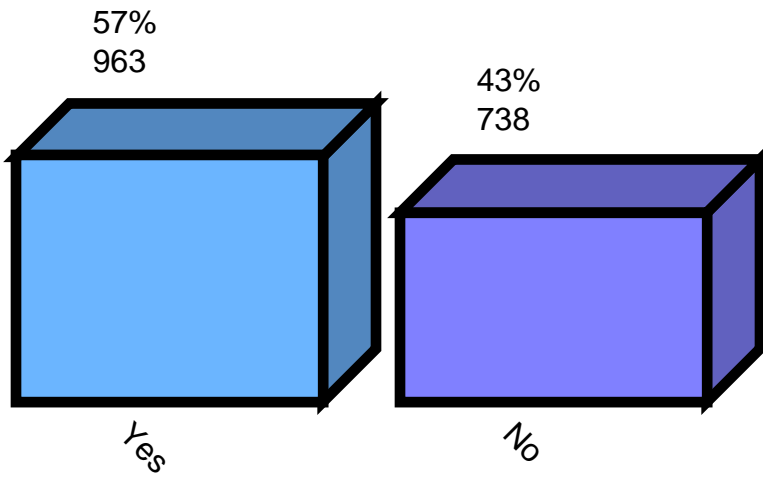
Organizing files and folders



Organizing my desktop

	Responses	Percent
Yes	963	57%
No	738	43%
Total	1701	100%

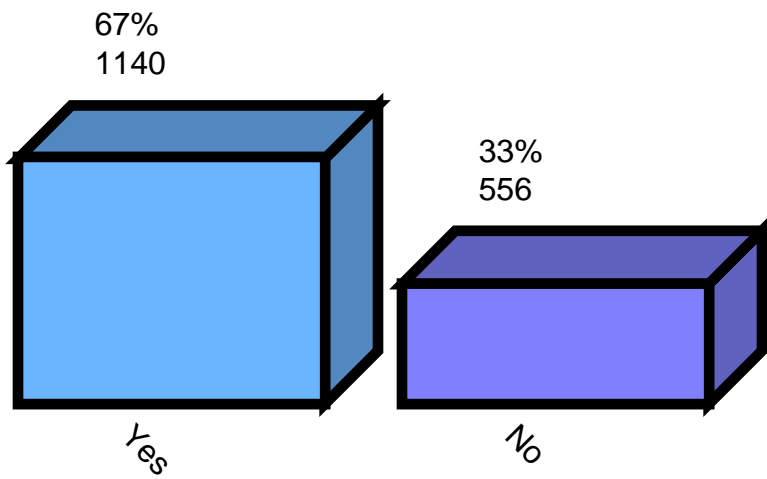
Organizing my desktop



How to Research on the Internet

	Responses	Percent
Yes	1140	67%
No	556	33%
Total	1696	100%

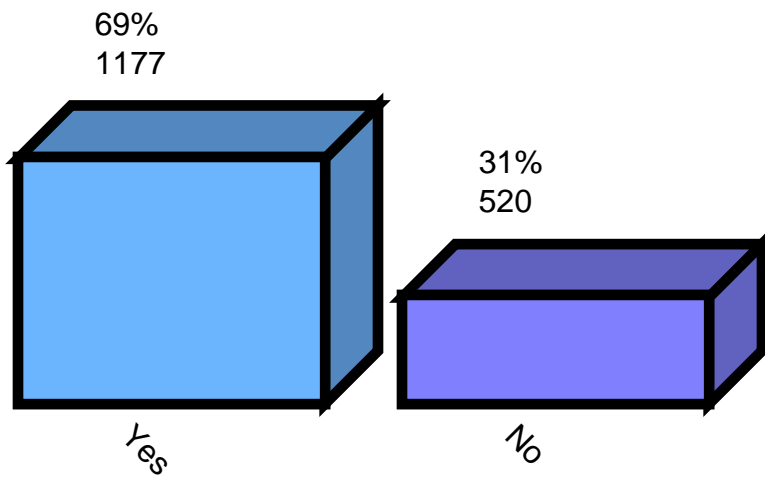
How to Research on the Internet



How to back up to the server

	Responses	Percent
Yes	1177	69%
No	520	31%
Total	1697	100%

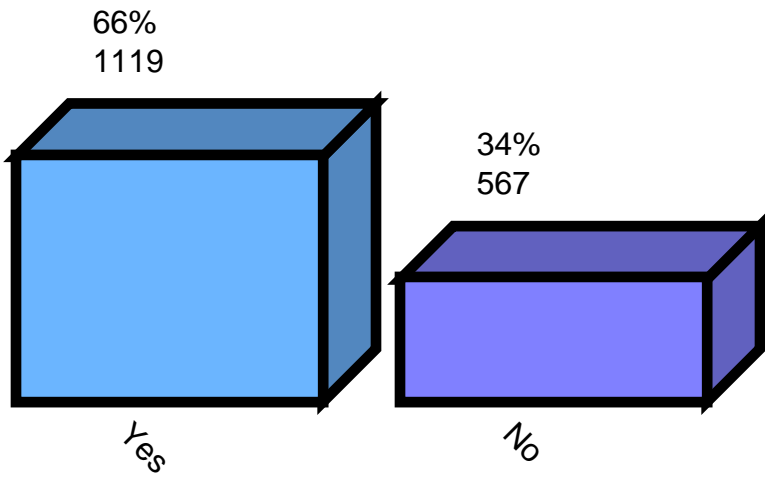
How to back up to the server



Collaba Email

	Responses	Percent
Yes	1119	66%
No	567	34%
Total	1686	100%

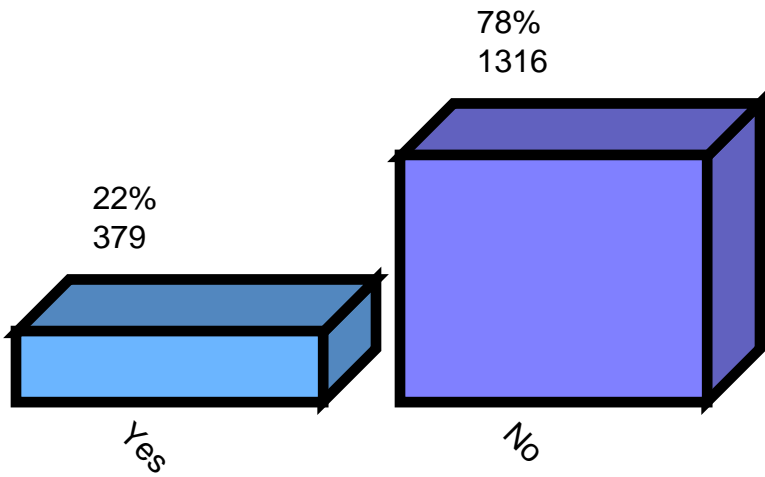
Collaba Email



26. Do you think you need to learn more about how to use the laptop for school work?

	Responses	Percent
Yes	379	22%
No	1316	78%
Total	1695	100%

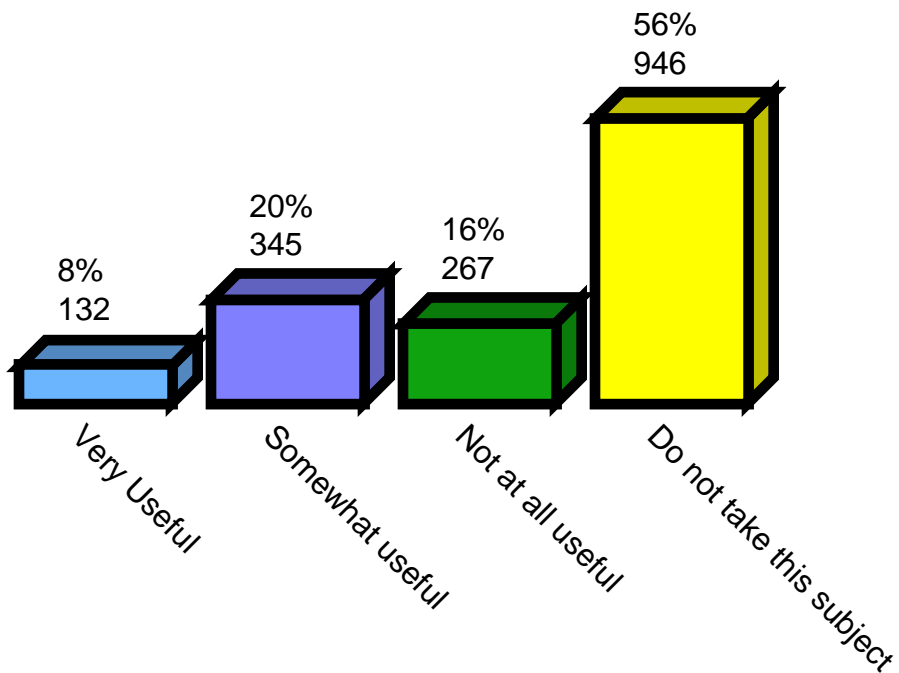
26. Do you think you need to learn more about how to use the laptop for school work?



Art

	Responses	Percent
Very Useful	132	8%
Somewhat useful	345	20%
Not at all useful	267	16%
Do not take this subject	946	56%
Total	1690	100%

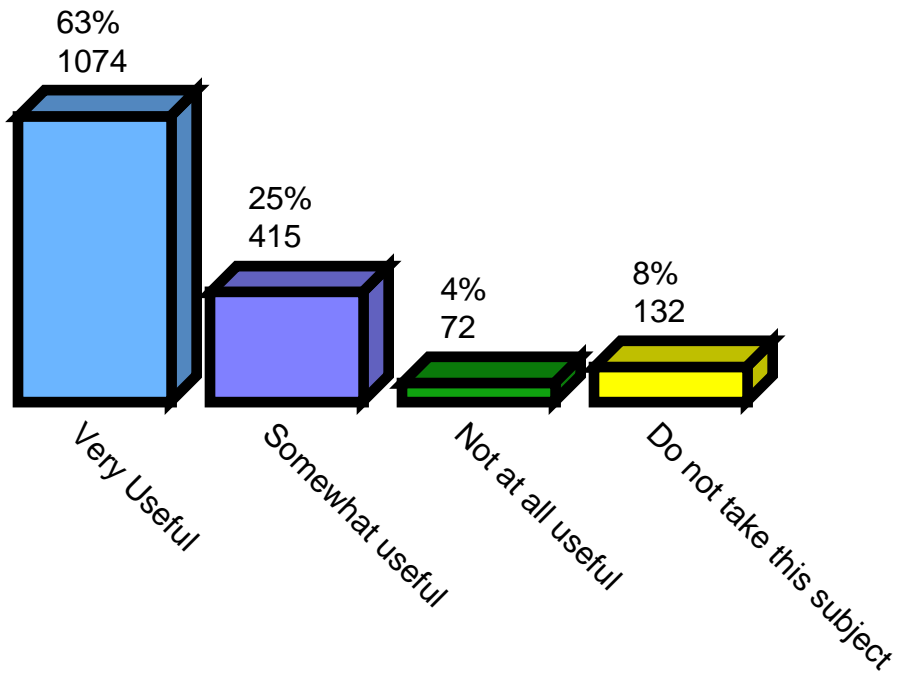
Art



Language Arts

	Responses	Percent
Very Useful	1074	63%
Somewhat useful	415	25%
Not at all useful	72	4%
Do not take this subject	132	8%
Total	1693	100%

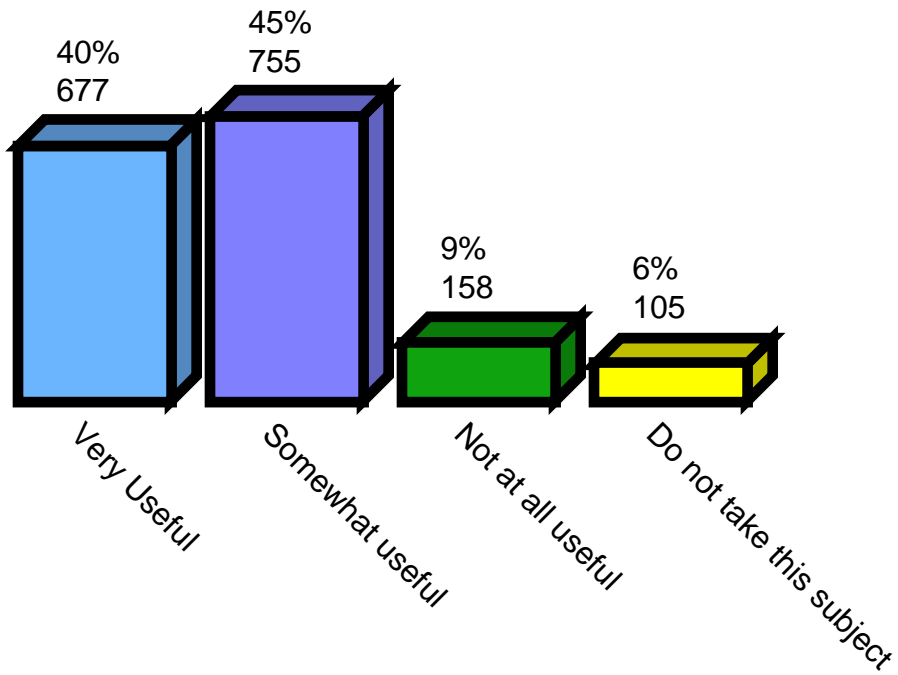
Language Arts



French Second Language

	Responses	Percent
Very Useful	677	40%
Somewhat useful	755	45%
Not at all useful	158	9%
Do not take this subject	105	6%
Total	1695	100%

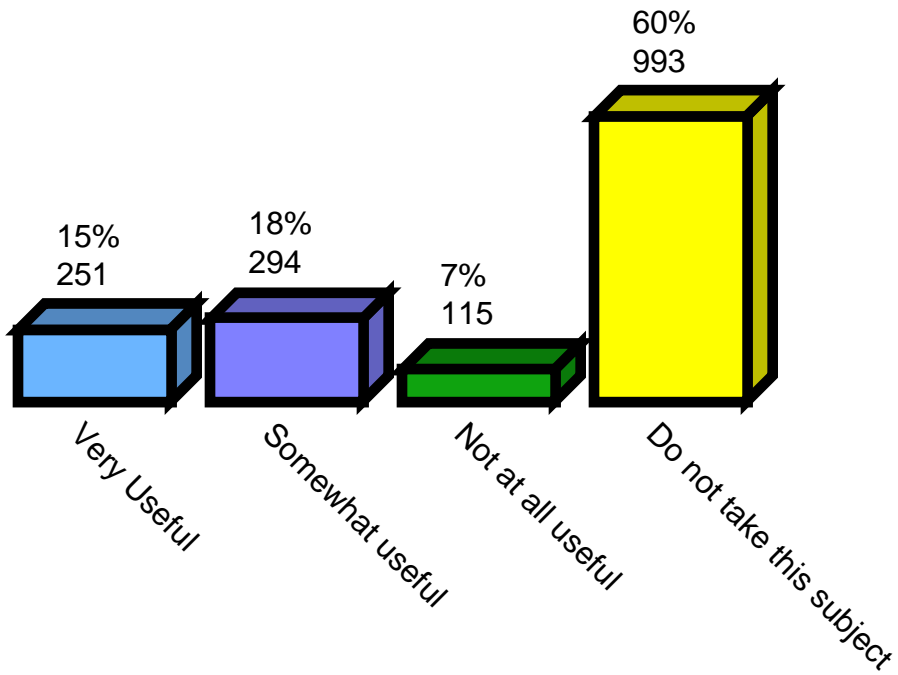
French Second Language



Secondary 3-5 Social Studies

	Responses	Percent
Very Useful	251	15%
Somewhat useful	294	18%
Not at all useful	115	7%
Do not take this subject	993	60%
Total	1653	100%

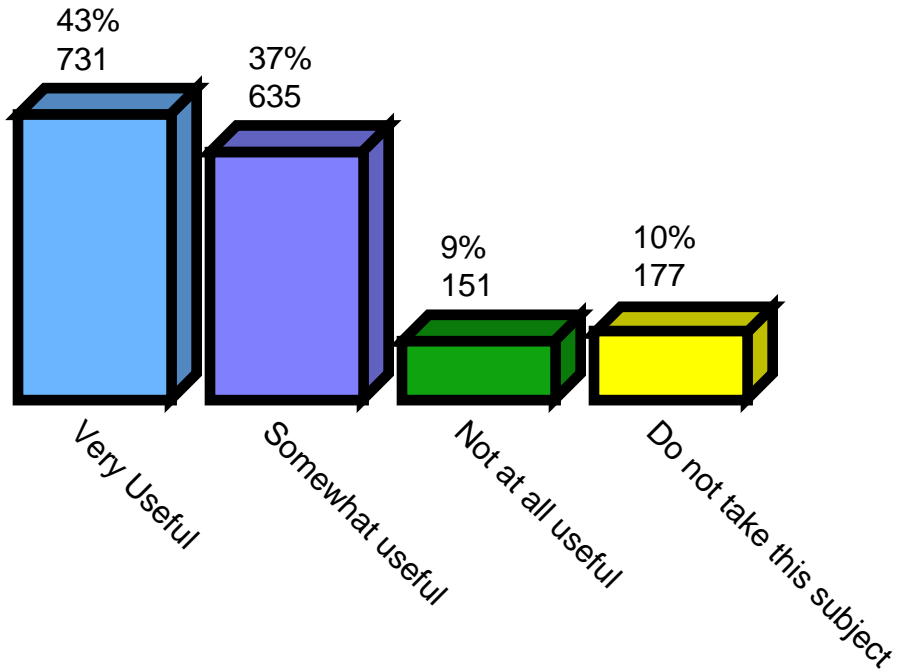
Secondary 3-5 Social Studies



History / Geography

	Responses	Percent
Very Useful	731	43%
Somewhat useful	635	37%
Not at all useful	151	9%
Do not take this subject	177	10%
Total	1694	100%

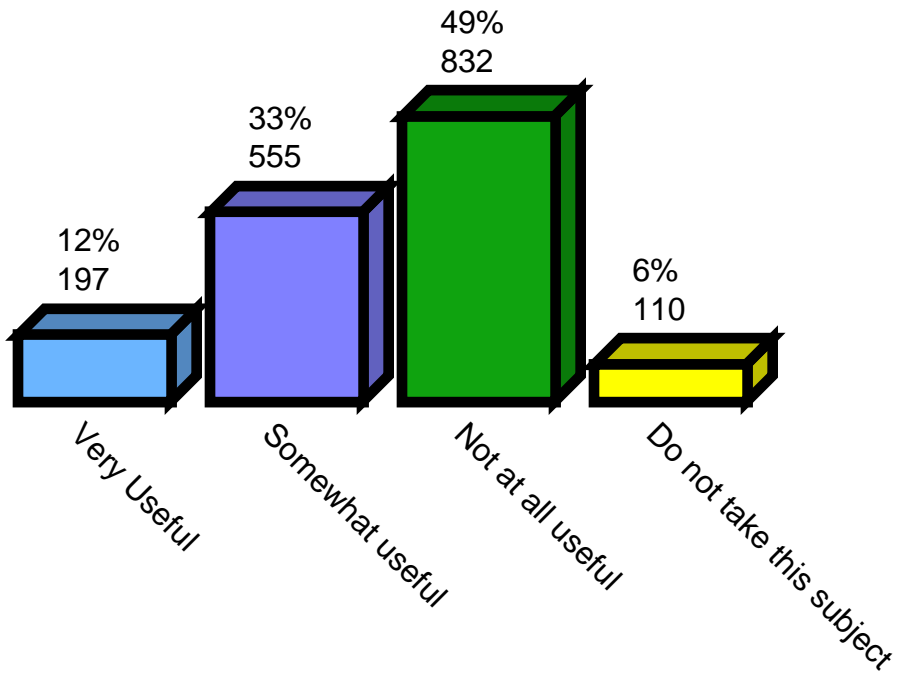
History / Geography



Mathematics

	Responses	Percent
Very Useful	197	12%
Somewhat useful	555	33%
Not at all useful	832	49%
Do not take this subject	110	6%
Total	1694	100%

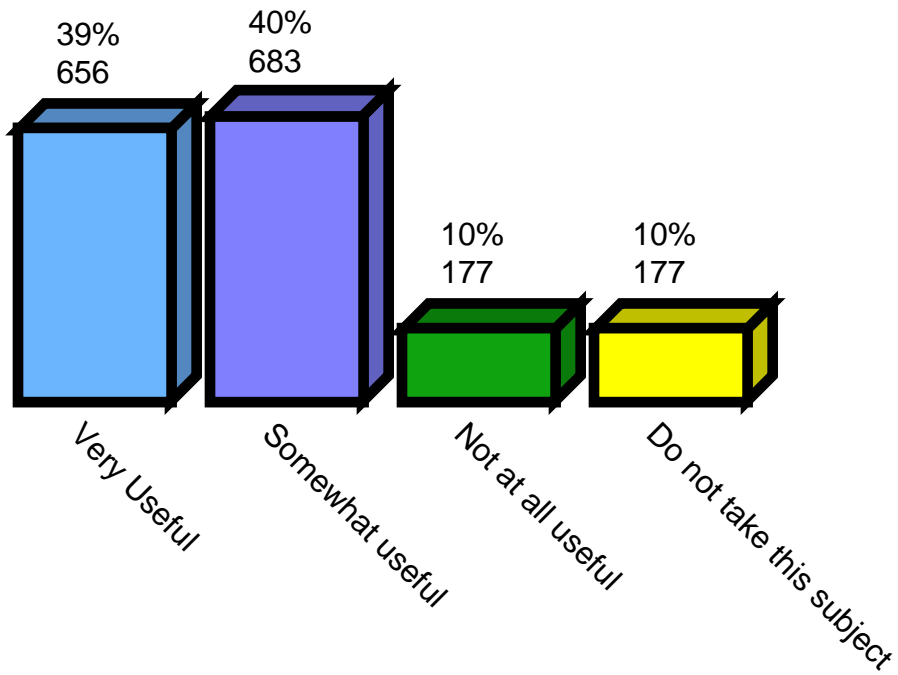
Mathematics



Science

	Responses	Percent
Very Useful	656	39%
Somewhat useful	683	40%
Not at all useful	177	10%
Do not take this subject	177	10%
Total	1693	100%

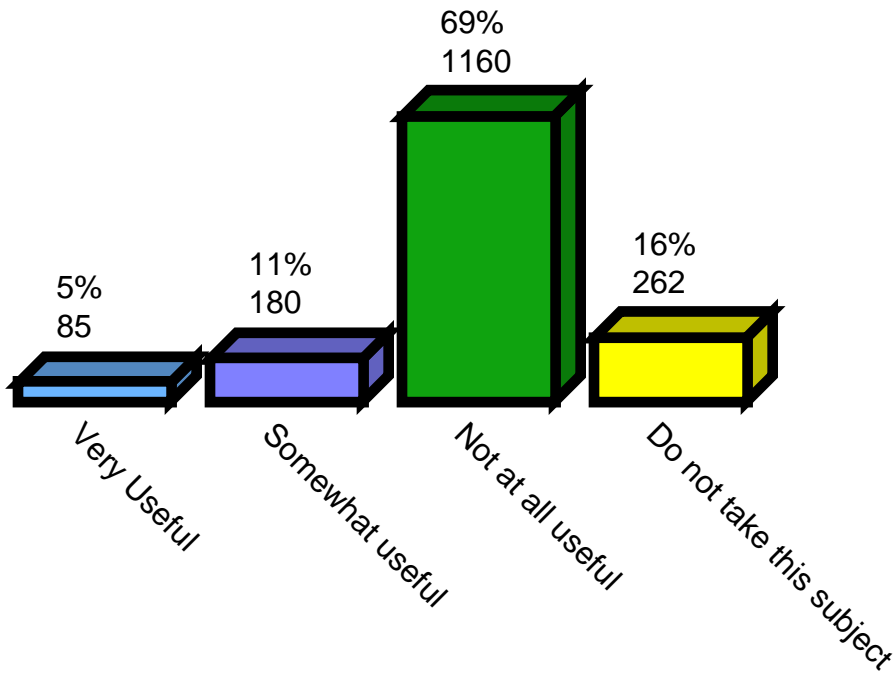
Science



Physical Education / Health

	Responses	Percent
Very Useful	85	5%
Somewhat useful	180	11%
Not at all useful	1160	69%
Do not take this subject	262	16%
Total	1687	100%

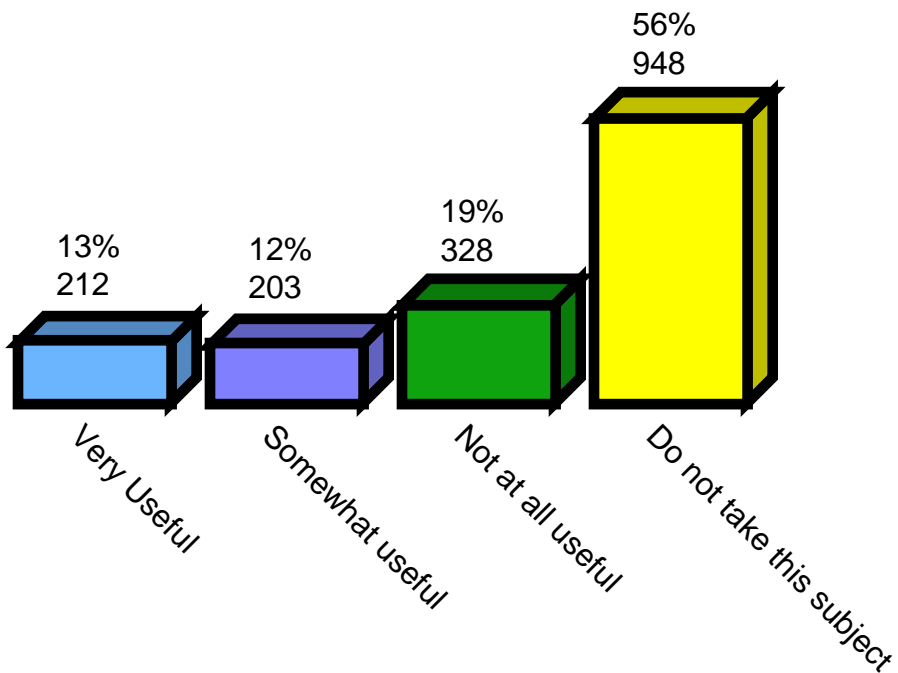
Physical Education / Health



Music

	Responses	Percent
Very Useful	212	13%
Somewhat useful	203	12%
Not at all useful	328	19%
Do not take this subject	948	56%
Total	1691	100%

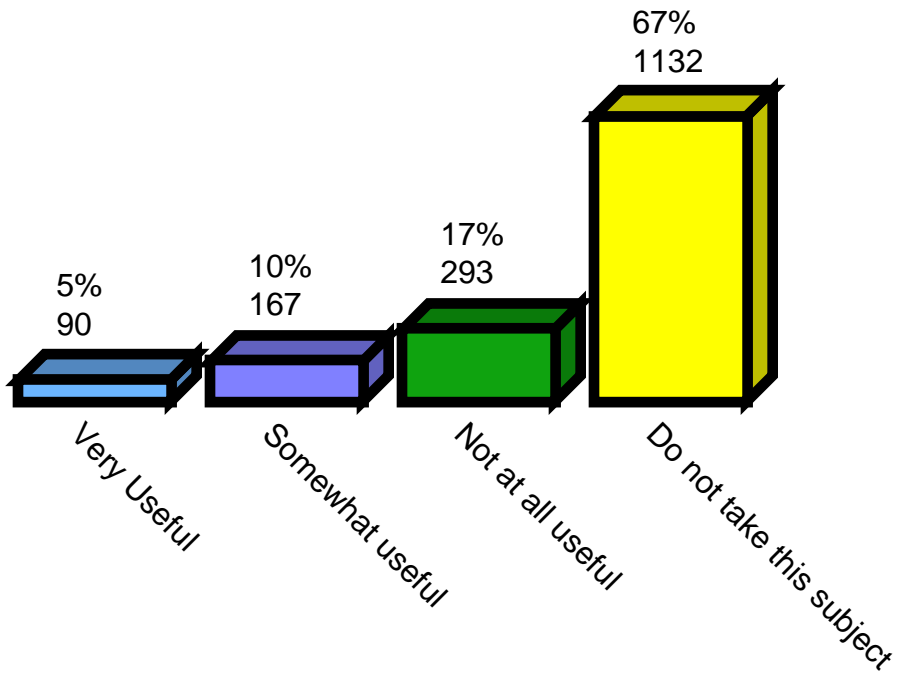
Music



Drama

	Responses	Percent
Very Useful	90	5%
Somewhat useful	167	10%
Not at all useful	293	17%
Do not take this subject	1132	67%
Total	1682	100%

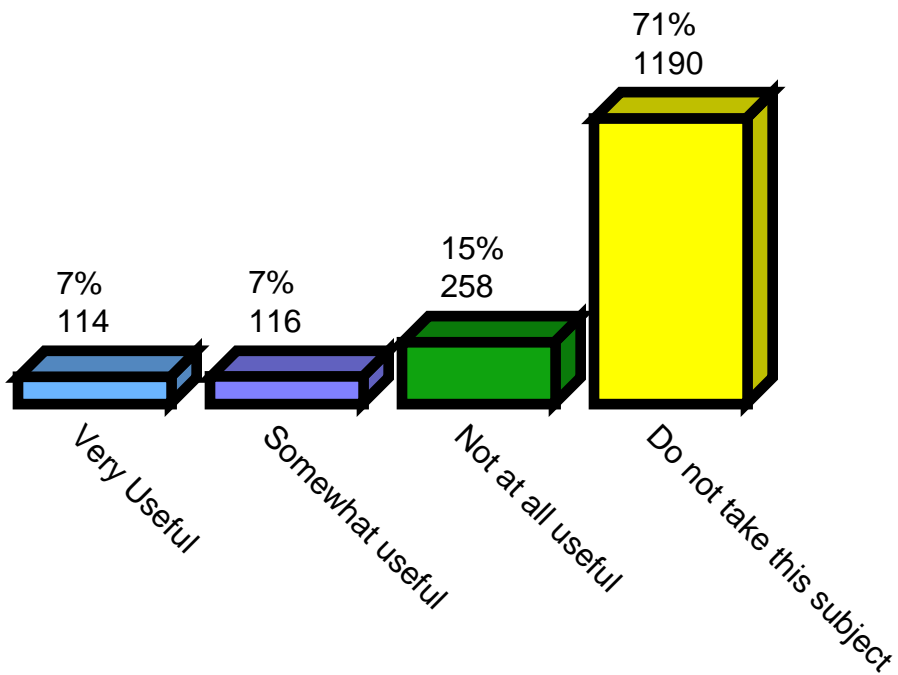
Drama



Dance

	Responses	Percent
Very Useful	114	7%
Somewhat useful	116	7%
Not at all useful	258	15%
Do not take this subject	1190	71%
Total	1678	100%

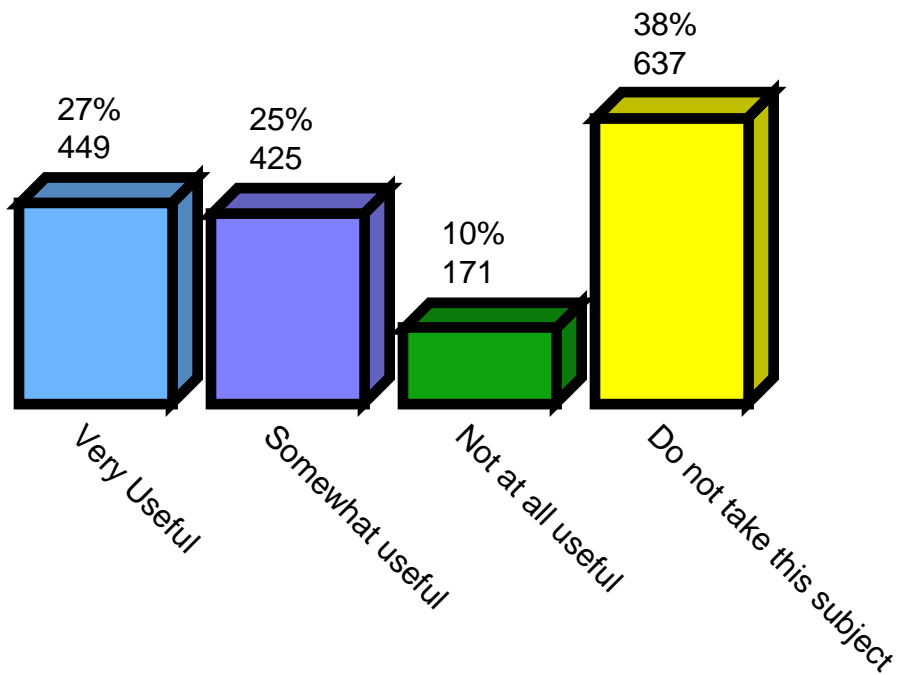
Dance



Moral Education / Ethics

	Responses	Percent
Very Useful	449	27%
Somewhat useful	425	25%
Not at all useful	171	10%
Do not take this subject	637	38%
Total	1682	100%

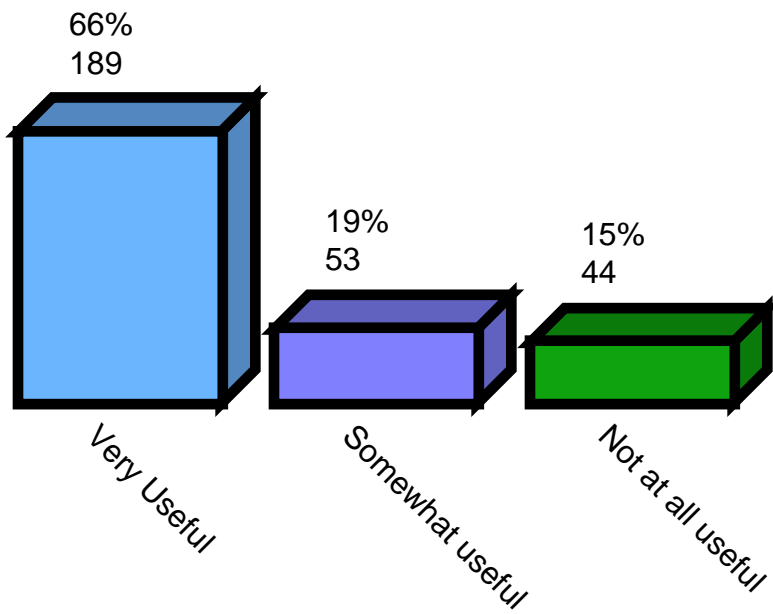
Moral Education / Ethics



Laptop secondary student useful Other 1

	Responses	Percent
Very Useful	189	66%
Somewhat useful	53	19%
Not at all useful	44	15%
Total	286	100%

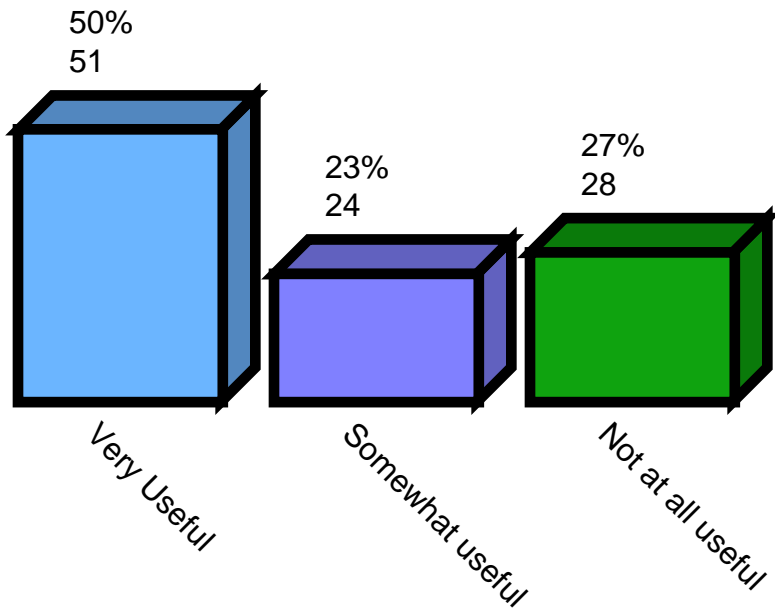
Laptop secondary student useful Other 1



Laptop secondary student useful Other 2

	Responses	Percent
Very Useful	51	50%
Somewhat useful	24	23%
Not at all useful	28	27%
Total	103	100%

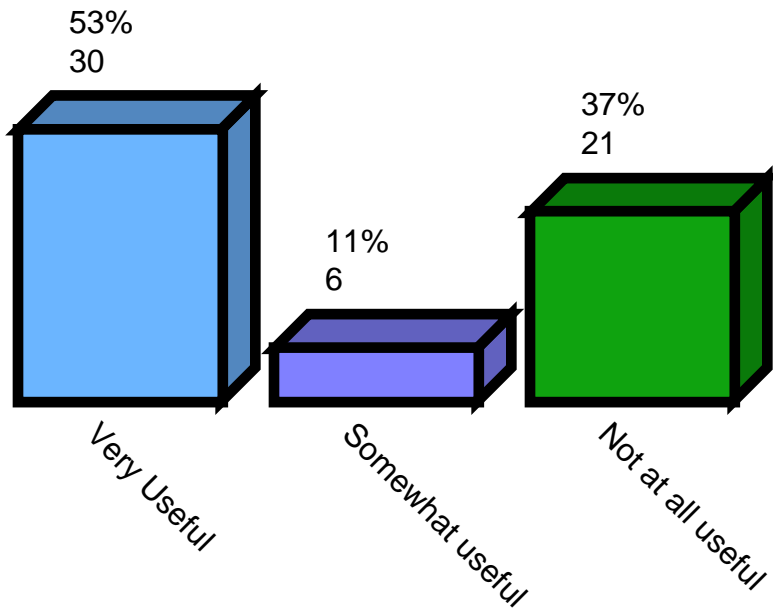
Laptop secondary student useful Other 2



Laptop secondary student useful Other 3

	Responses	Percent
Very Useful	30	53%
Somewhat useful	6	11%
Not at all useful	21	37%
Total	57	100%

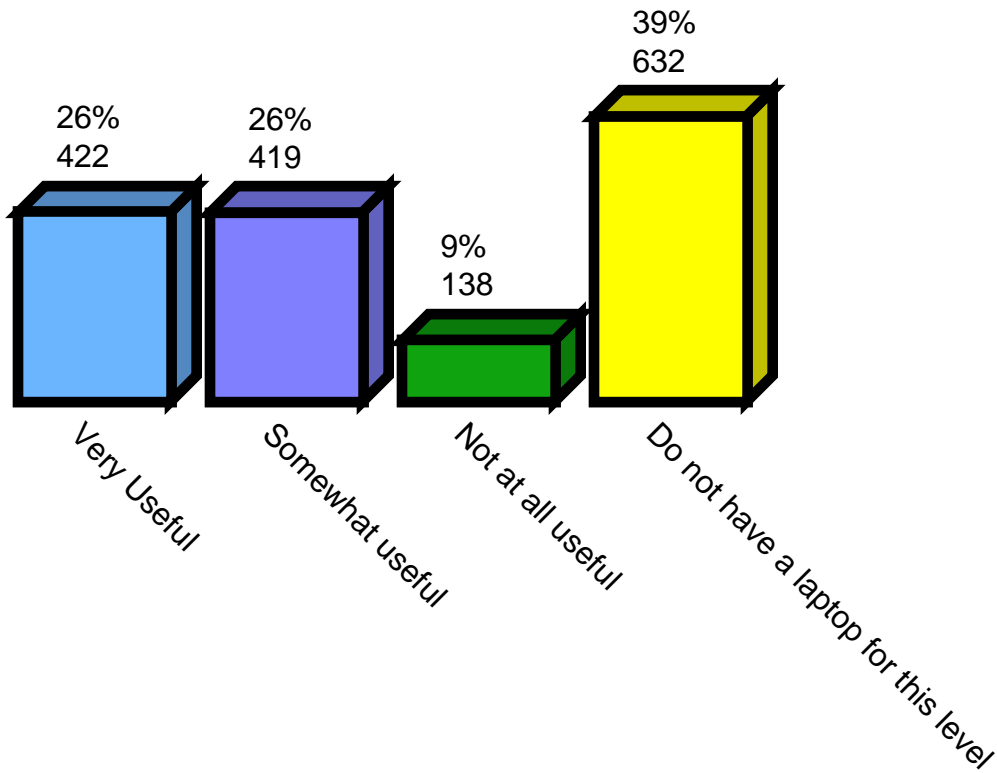
Laptop secondary student useful Other 3



Elementary Cycle 2 overall

	Responses	Percent
Very Useful	422	26%
Somewhat useful	419	26%
Not at all useful	138	9%
Do not have a laptop for this level	632	39%
Total	1611	100%

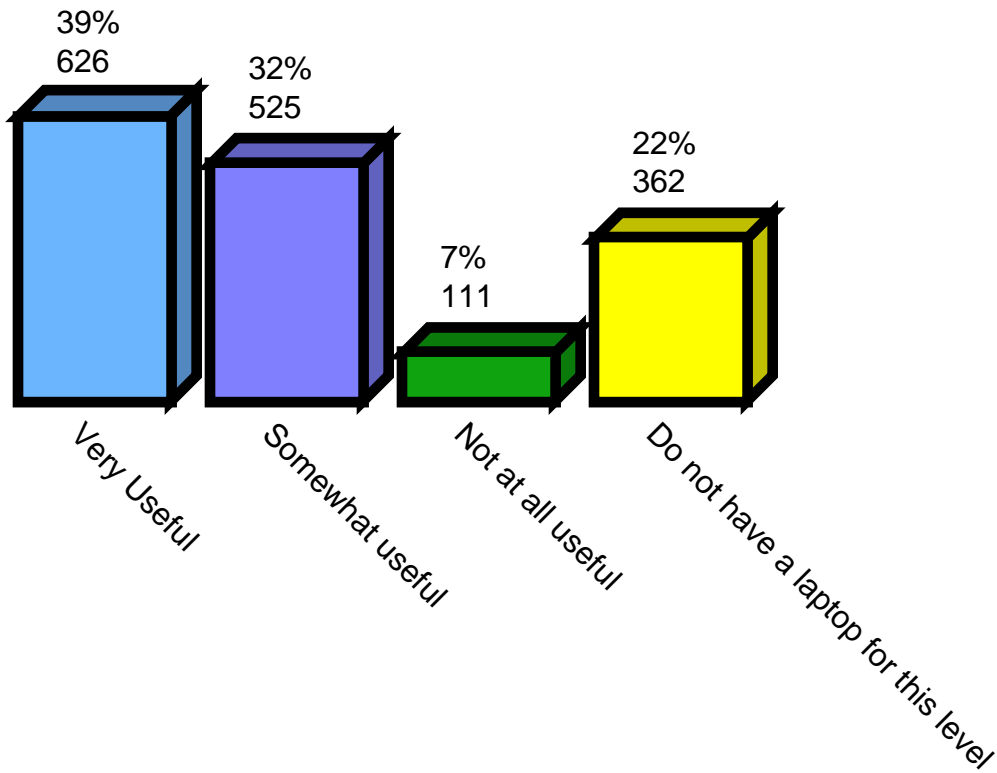
Elementary Cycle 2 overall



Elementary Cycle 3 overall

	Responses	Percent
Very Useful	626	39%
Somewhat useful	525	32%
Not at all useful	111	7%
Do not have a laptop for this level	362	22%
Total	1624	100%

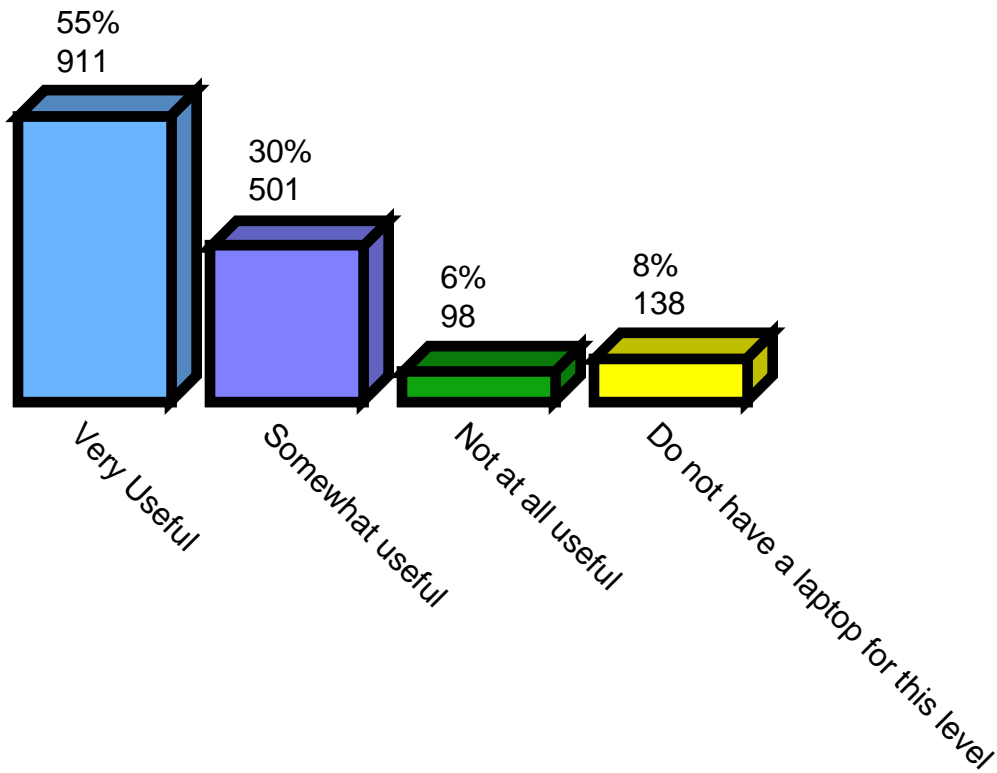
Elementary Cycle 3 overall



Secondary Cycle 1 overall

	Responses	Percent
Very Useful	911	55%
Somewhat useful	501	30%
Not at all useful	98	6%
Do not have a laptop for this level	138	8%
Total	1648	100%

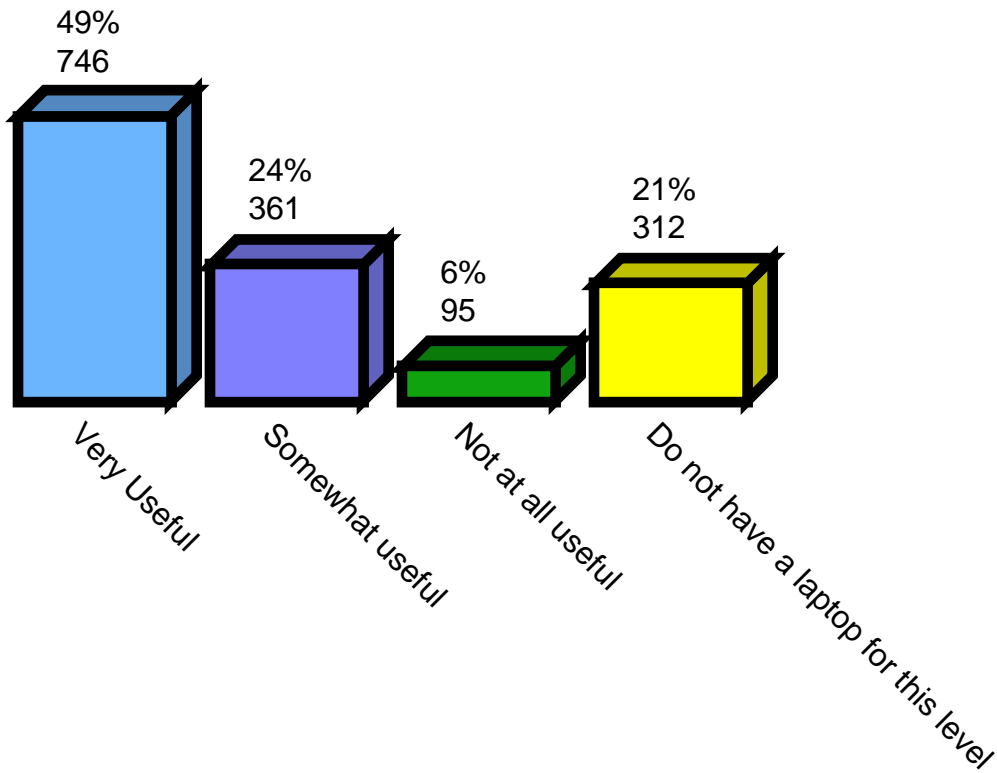
Secondary Cycle 1 overall



Secondary Cycle 2 overall

	Responses	Percent
Very Useful	746	49%
Somewhat useful	361	24%
Not at all useful	95	6%
Do not have a laptop for this level	312	21%
Total	1514	100%

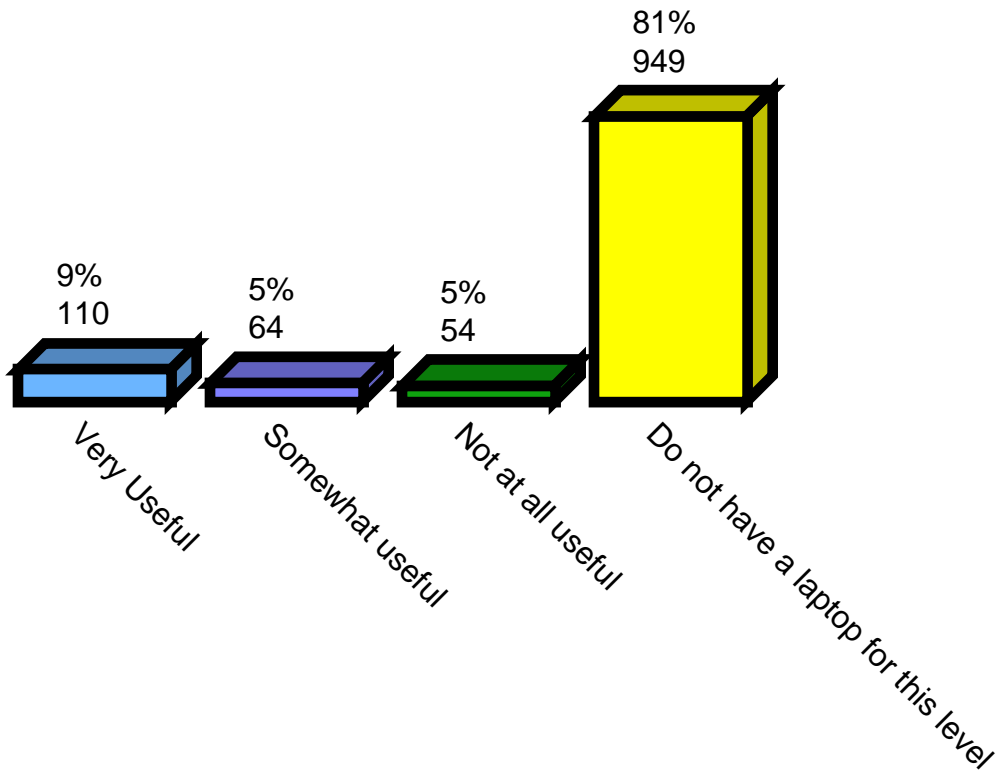
Secondary Cycle 2 overall



Adult Ed overall

	Responses	Percent
Very Useful	110	9%
Somewhat useful	64	5%
Not at all useful	54	5%
Do not have a laptop for this level	949	81%
Total	1177	100%

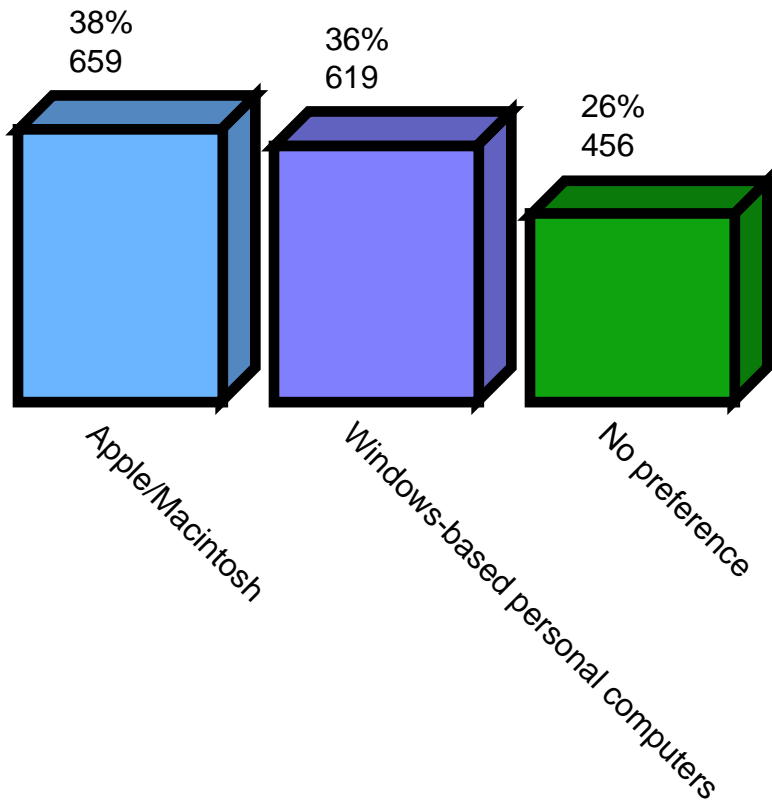
Adult Ed overall



29. Which type of computer do you prefer?

	Responses	Percent
Apple/Macintosh	659	38%
Windows-based personal computers	619	36%
No preference	456	26%
Total	1734	100%

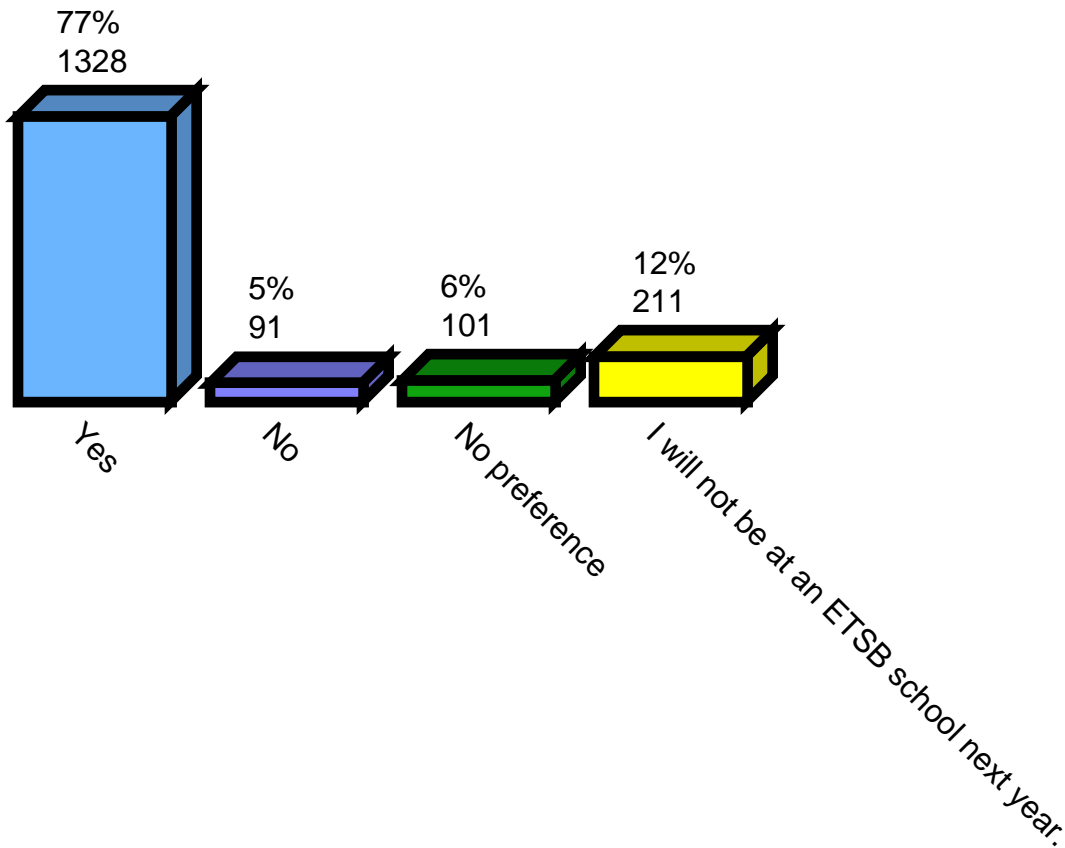
29. Which type of computer do you prefer?



30. Would you like to have a laptop for school work next year?

	Responses	Percent
Yes	1328	77%
No	91	5%
No preference	101	6%
I will not be at an ETSB school next year.	211	12%
Total	1731	100%

30. Would you like to have a laptop for school work next year?



31. Do you think laptops should be offered to all students in your grade next year?

	Responses	Percent
Yes	1281	74%
No	229	13%
No preference	216	13%
Total	1726	100%

31. Do you think laptops should be offered to all students in your grade next year?

