

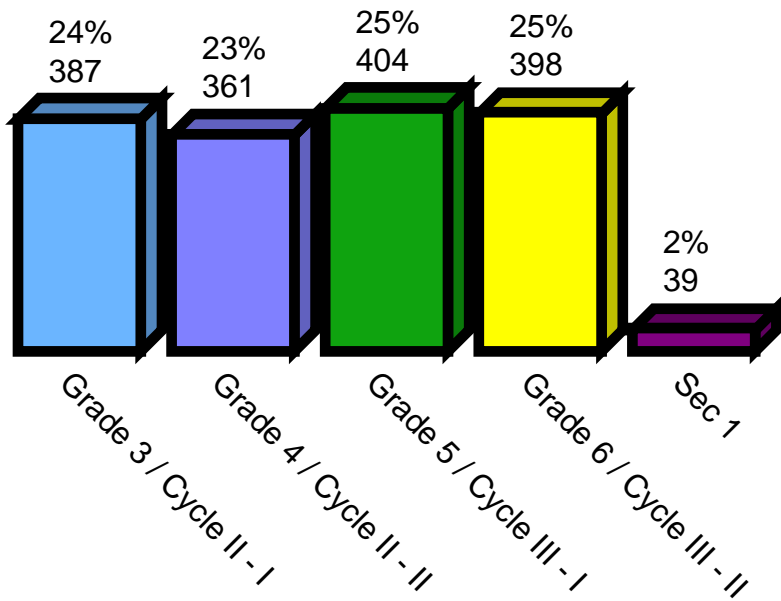
1. Please select your school from the drop-down list.

	Responses	Percent
ADS	32	2%
Ayer's Cliff	79	5%
Butler	79	5%
Cookshire	44	3%
Drummondville	88	6%
Farnham	31	2%
Heroes'	0	0%
Knowlton	129	8%
Lennoxville	157	10%
Mansonville	9	1%
North Hatley	20	1%
Parkview	167	11%
Pope	34	2%
Princess Elizabeth	102	7%
Sawyerville	28	2%
Sherbrooke	246	16%
St. Francis	122	8%
Sunnyside	70	5%
Sutton	54	4%
Waterloo	34	2%
CALL	0	0%
New Horizons	0	0%
Alexander Galt	7	0%
Learning Centre	0	0%
Massey-Vanier	3	0%
RRHS	1	0%
Total	1536	100%

2. What grade/level are you currently in?

	Responses	Percent
Grade 3 / Cycle II - I	387	24%
Grade 4 / Cycle II - II	361	23%
Grade 5 / Cycle III - I	404	25%
Grade 6 / Cycle III - II	398	25%
Sec 1	39	2%
Total	1589	100%

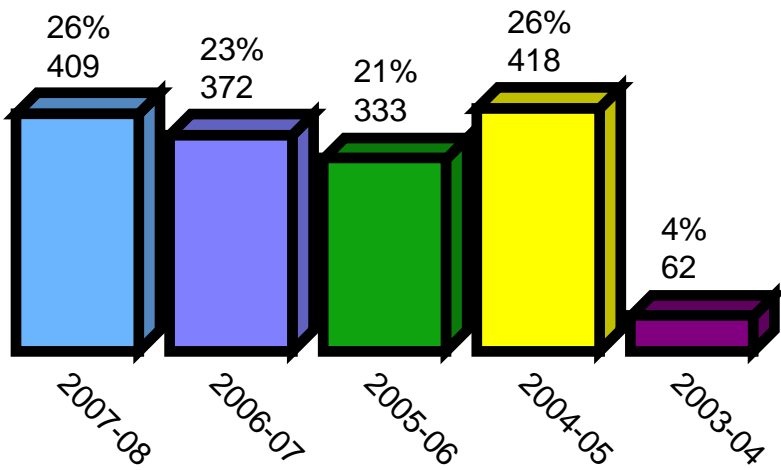
2. What grade/level are you currently in?



3. What year did you first receive an ETSB laptop?

	Responses	Percent
2007-08	409	26%
2006-07	372	23%
2005-06	333	21%
2004-05	418	26%
2003-04	62	4%
Total	1594	100%

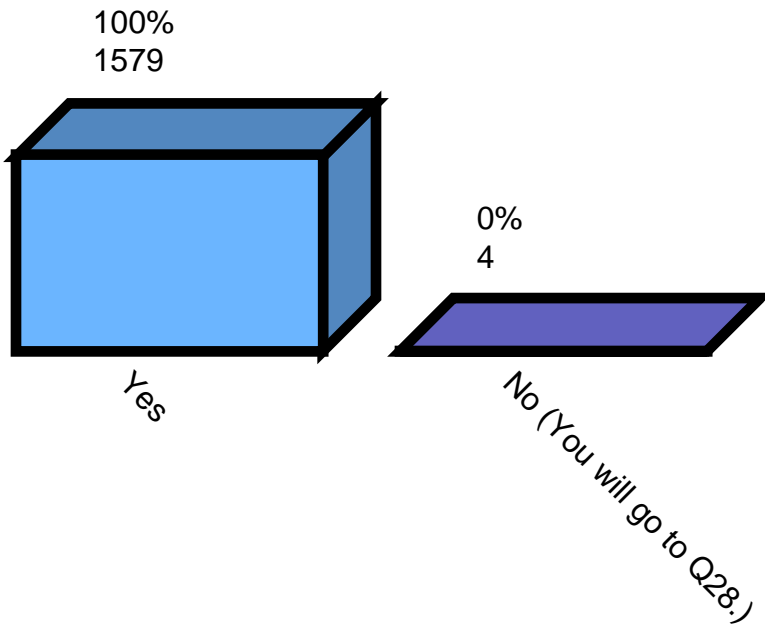
3. What year did you first receive an ETSB laptop?



4. Do you have an ETSB laptop this year?

	Responses	Percent
Yes	1579	100%
No (You will go to Q28.)	4	0%
Total	1583	100%

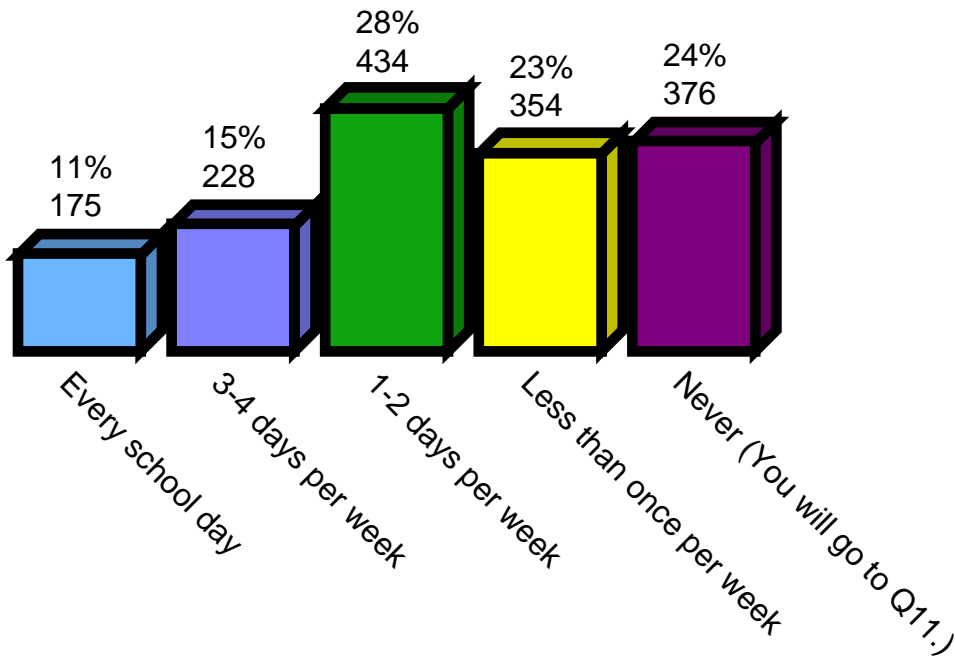
4. Do you have an ETSB laptop this year?



5. How often do you take your laptop home?

	Responses	Percent
Every school day	175	11%
3-4 days per week	228	15%
1-2 days per week	434	28%
Less than once per week	354	23%
Never (You will go to Q11.)	376	24%
Total	1567	100%

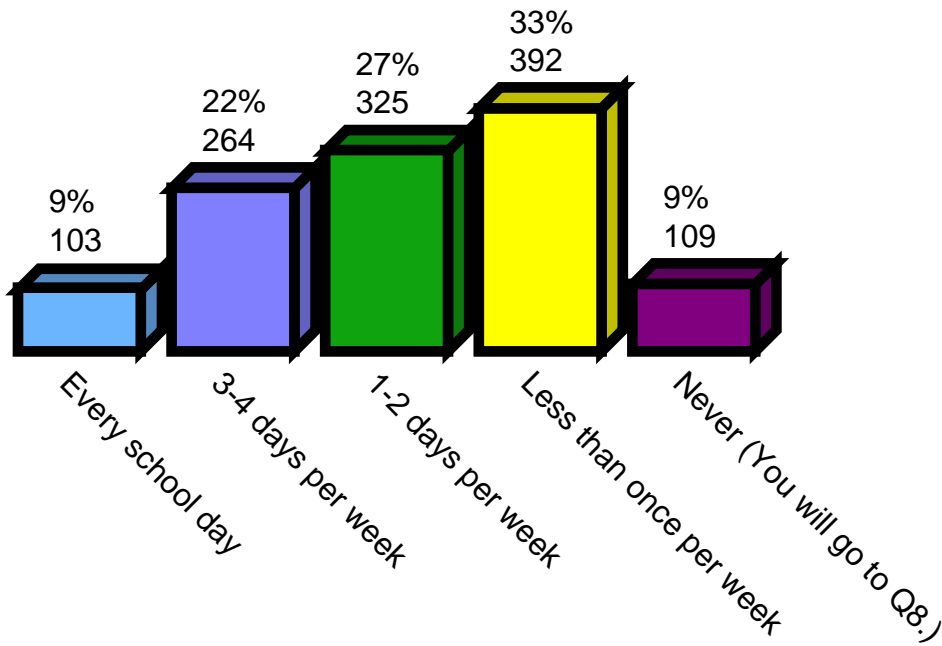
5. How often do you take your laptop home?



6. How often do you use your laptop for *homework*?

	Responses	Percent
Every school day	103	9%
3-4 days per week	264	22%
1-2 days per week	325	27%
Less than once per week	392	33%
Never (You will go to Q8.)	109	9%
Total	1193	100%

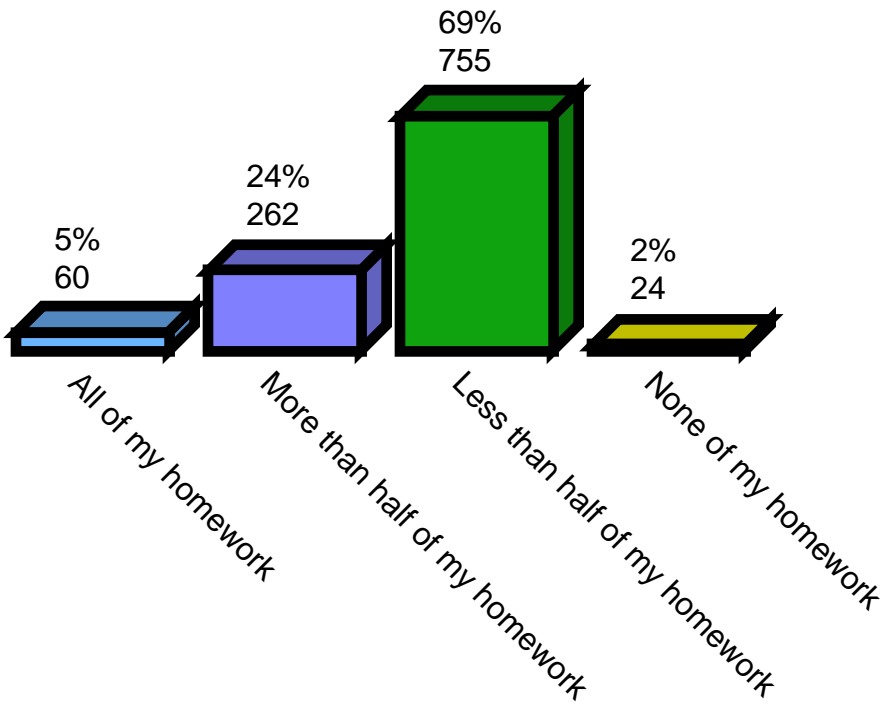
6. How often do you use your laptop for *homework*?



7. How much of your homework do you do on your laptop?

	Responses	Percent
All of my homework	60	5%
More than half of my homework	262	24%
Less than half of my homework	755	69%
None of my homework	24	2%
Total	1101	100%

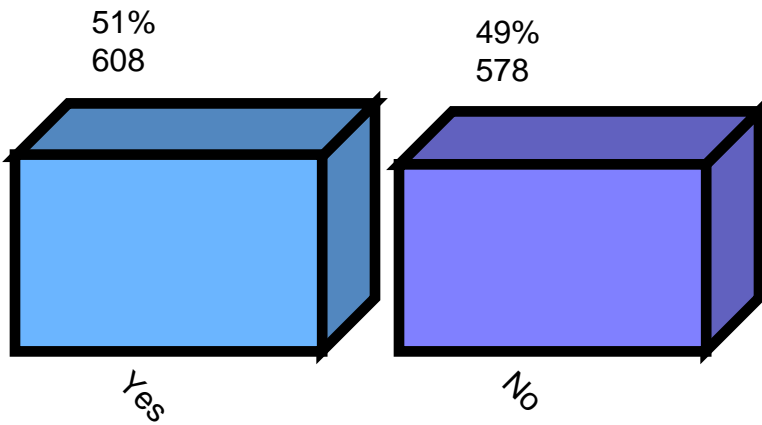
7. How much of your homework do you do on your laptop?



8. Do you access the Internet with your laptop when you are *at home* either for school work or for fun?

	Responses	Percent
Yes	608	51%
No	578	49%
Total	1186	100%

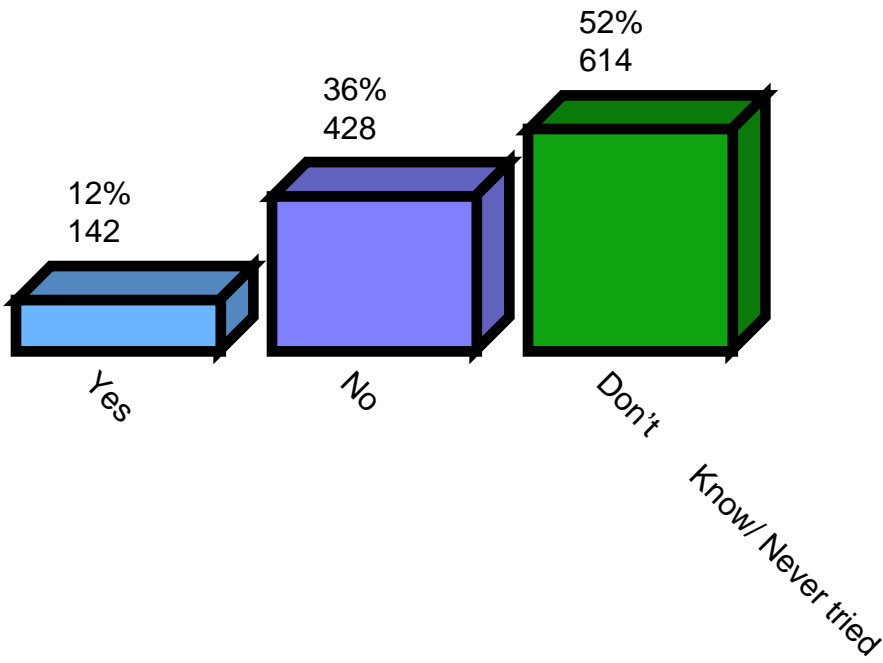
8. Do you access the Internet with your laptop when you are *at home* either for school work or for fun?



9. Can you print at home from your laptop?

	Responses	Percent
Yes	142	12%
No	428	36%
Don't Know/ Never tried	614	52%
Total	1184	100%

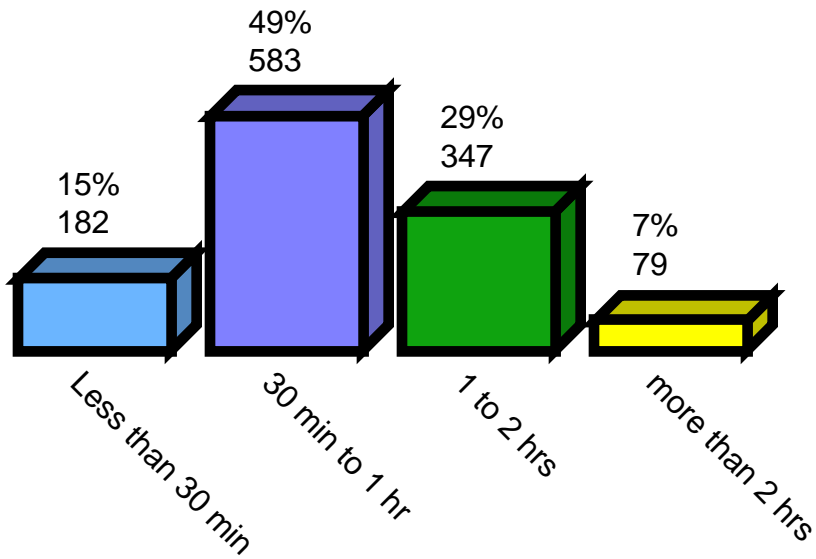
9. Can you print at home from your laptop?



10. How much time do you use your laptop during class *on a normal school day?*

	Responses	Percent
Less than 30 min	182	15%
30 min to 1 hr	583	49%
1 to 2 hrs	347	29%
more than 2 hrs	79	7%
Total	1191	100%

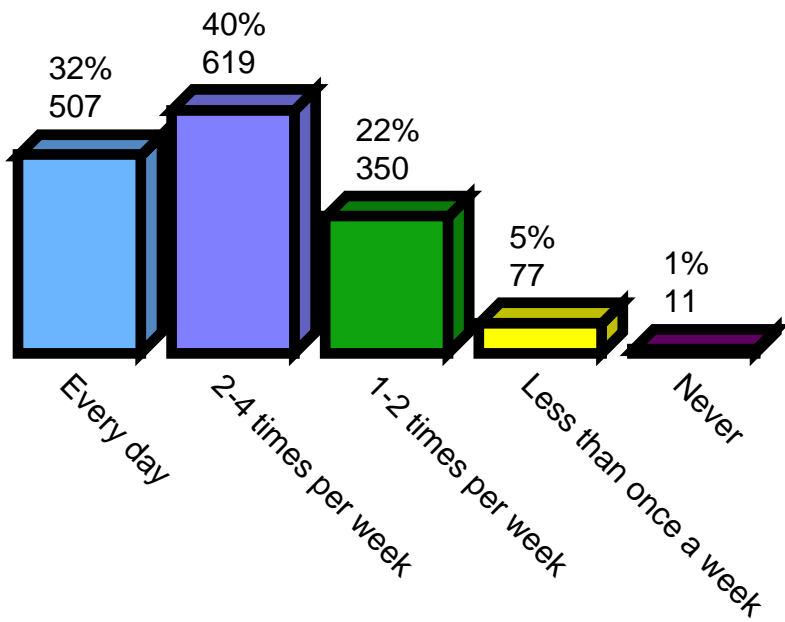
10. How much time do you use your laptop during class *on a normal school day?*



Any class work

	Responses	Percent
Every day	507	32%
2-4 times per week	619	40%
1-2 times per week	350	22%
Less than once a week	77	5%
Never	11	1%
Total	1564	100%

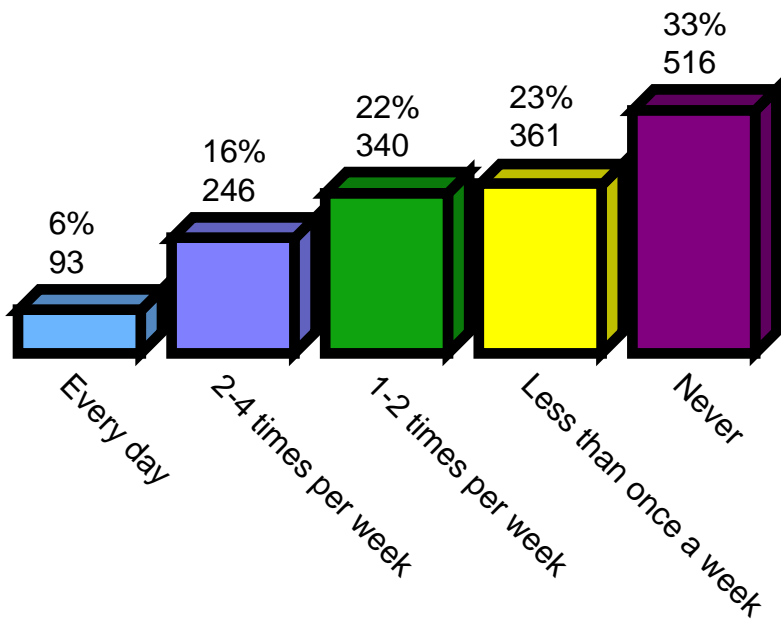
Any class work



Any school work outside of class time (homework)

	Responses	Percent
Every day	93	6%
2-4 times per week	246	16%
1-2 times per week	340	22%
Less than once a week	361	23%
Never	516	33%
Total	1556	100%

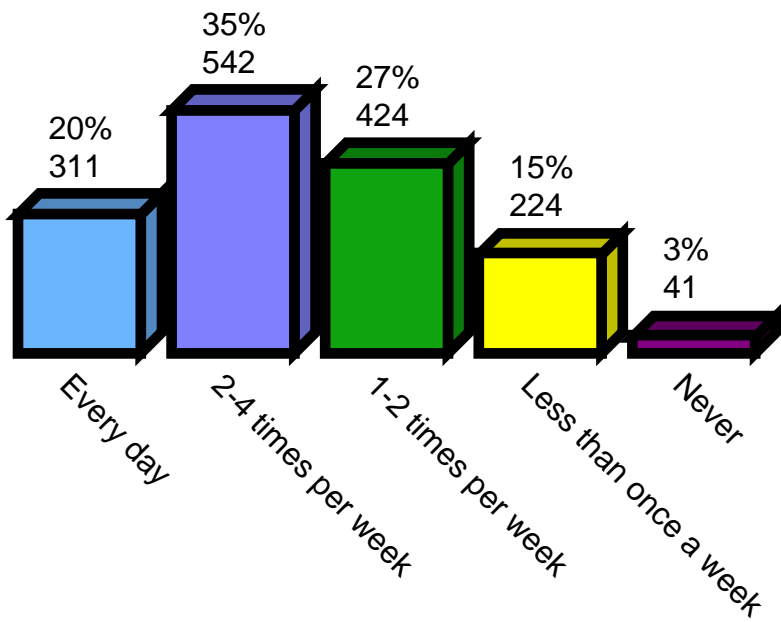
Any school work outside of class time (homework)



Write using Word, Apple works etc.

	Responses	Percent
Every day	311	20%
2-4 times per week	542	35%
1-2 times per week	424	27%
Less than once a week	224	15%
Never	41	3%
Total	1542	100%

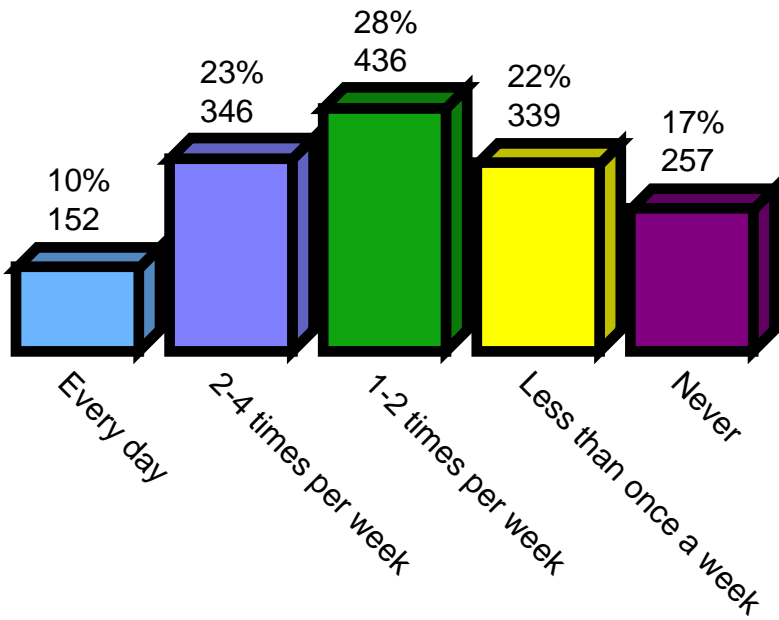
Write using Word, Apple works etc.



Writing process: Plan, compose, draft, revise.

	Responses	Percent
Every day	152	10%
2-4 times per week	346	23%
1-2 times per week	436	28%
Less than once a week	339	22%
Never	257	17%
Total	1530	100%

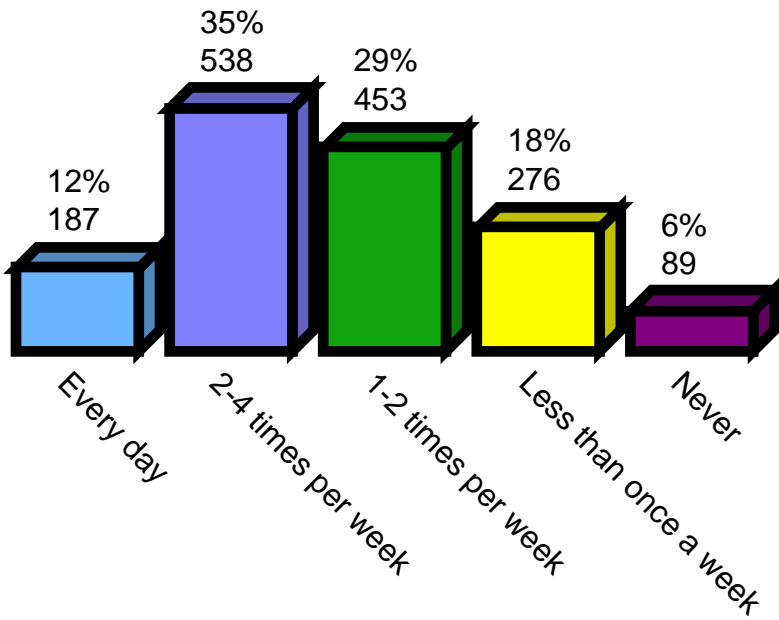
Writing process: Plan, compose, draft, revise.



Look up information from the Internet for school work

	Responses	Percent
Every day	187	12%
2-4 times per week	538	35%
1-2 times per week	453	29%
Less than once a week	276	18%
Never	89	6%
Total	1543	100%

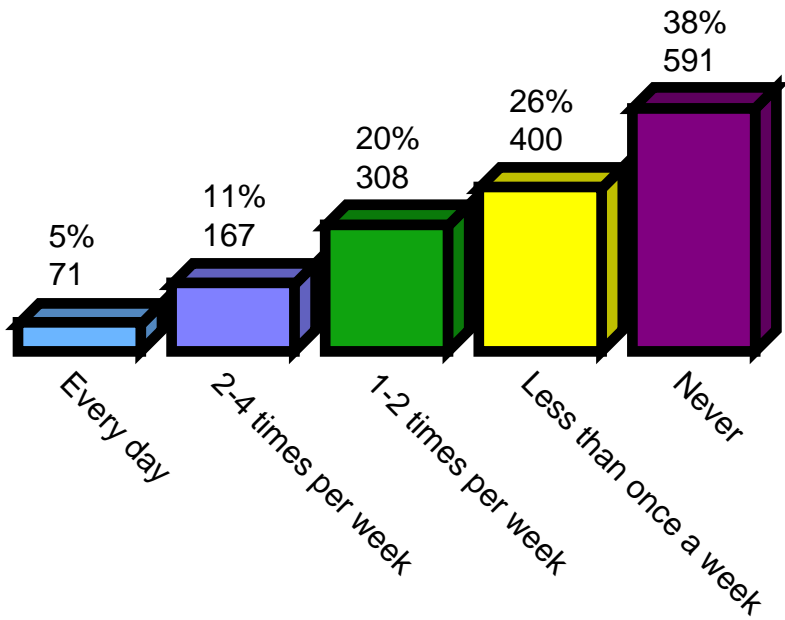
Look up information from the Internet for school work



Look up information from the Internet for personal interest

	Responses	Percent
Every day	71	5%
2-4 times per week	167	11%
1-2 times per week	308	20%
Less than once a week	400	26%
Never	591	38%
Total	1537	100%

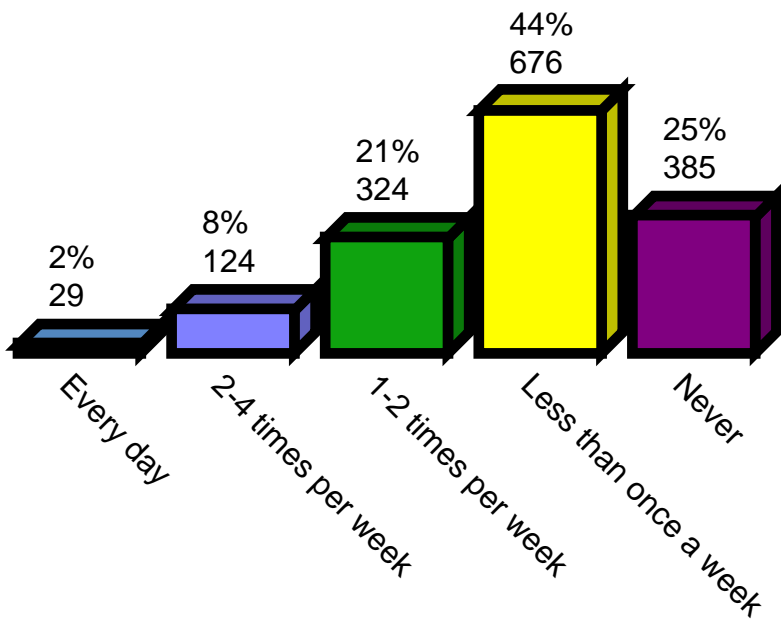
Look up information from the Internet for personal interest



Look up information on World Book or a CD-ROM

	Responses	Percent
Every day	29	2%
2-4 times per week	124	8%
1-2 times per week	324	21%
Less than once a week	676	44%
Never	385	25%
Total	1538	100%

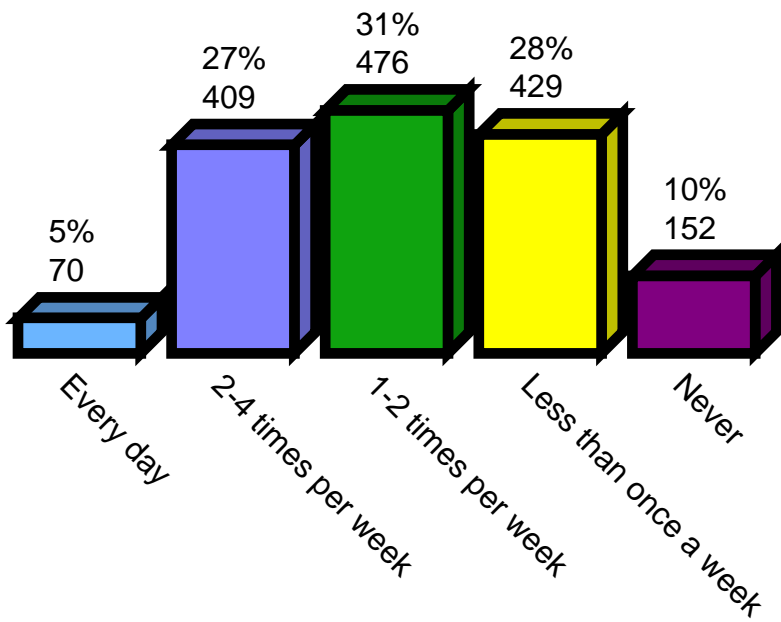
Look up information on World Book or a CD-ROM



Use online learning activities and quizzes.

	Responses	Percent
Every day	70	5%
2-4 times per week	409	27%
1-2 times per week	476	31%
Less than once a week	429	28%
Never	152	10%
Total	1536	100%

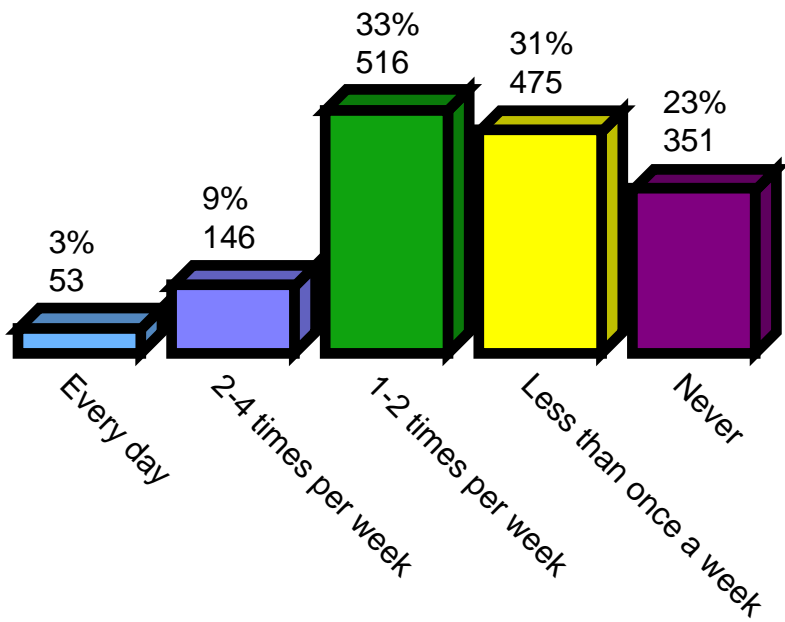
Use online learning activities and quizzes.



Have free time on the computer as a reward for finishing class-work early

	Responses	Percent
Every day	53	3%
2-4 times per week	146	9%
1-2 times per week	516	33%
Less than once a week	475	31%
Never	351	23%
Total	1541	100%

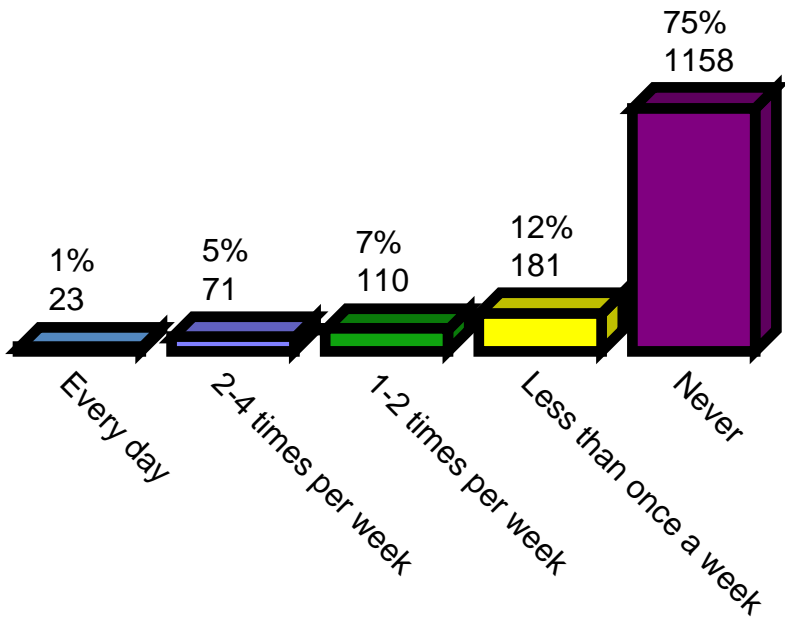
Have free time on the computer as a reward for finishing class-work early



Email teachers or other people for school work

	Responses	Percent
Every day	23	1%
2-4 times per week	71	5%
1-2 times per week	110	7%
Less than once a week	181	12%
Never	1158	75%
Total	1543	100%

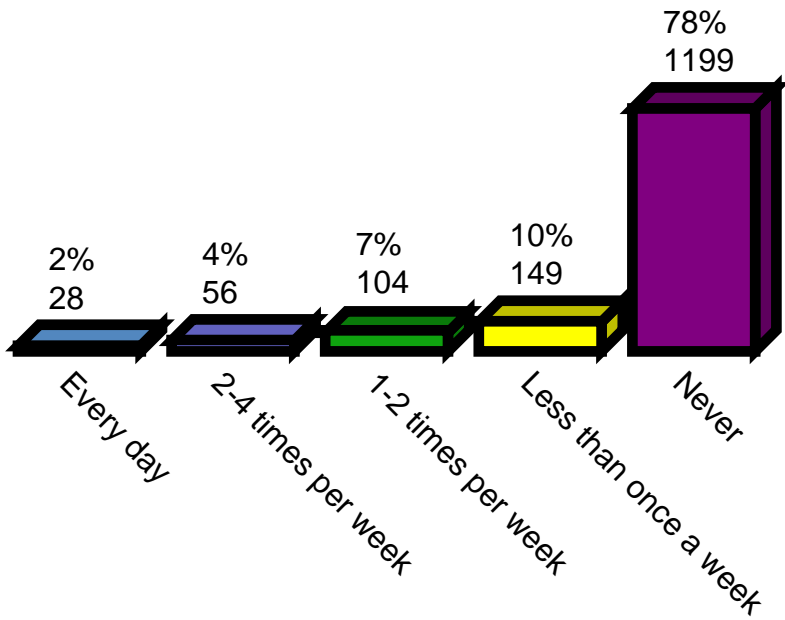
Email teachers or other people for school work



Read or Post to a blog

	Responses	Percent
Every day	28	2%
2-4 times per week	56	4%
1-2 times per week	104	7%
Less than once a week	149	10%
Never	1199	78%
Total	1536	100%

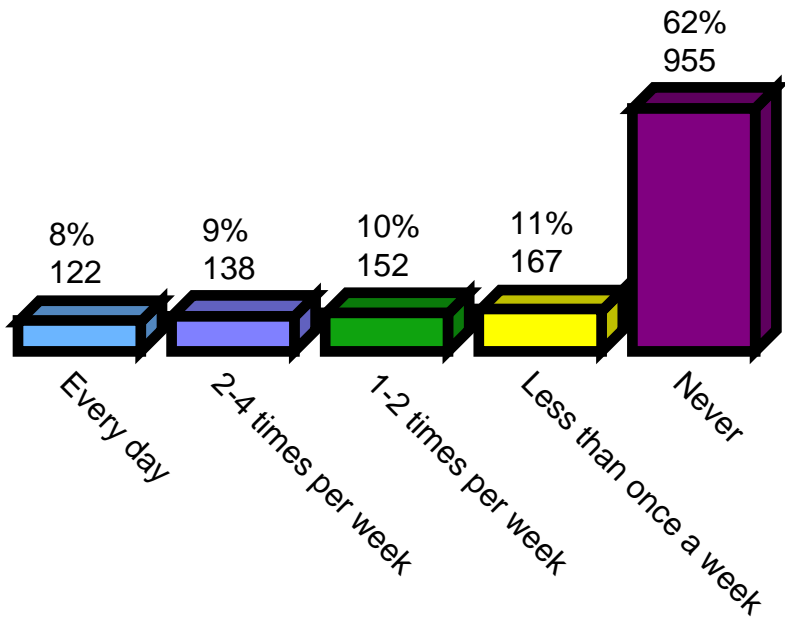
Read or Post to a blog



Access teachers' web pages

	Responses	Percent
Every day	122	8%
2-4 times per week	138	9%
1-2 times per week	152	10%
Less than once a week	167	11%
Never	955	62%
Total	1534	100%

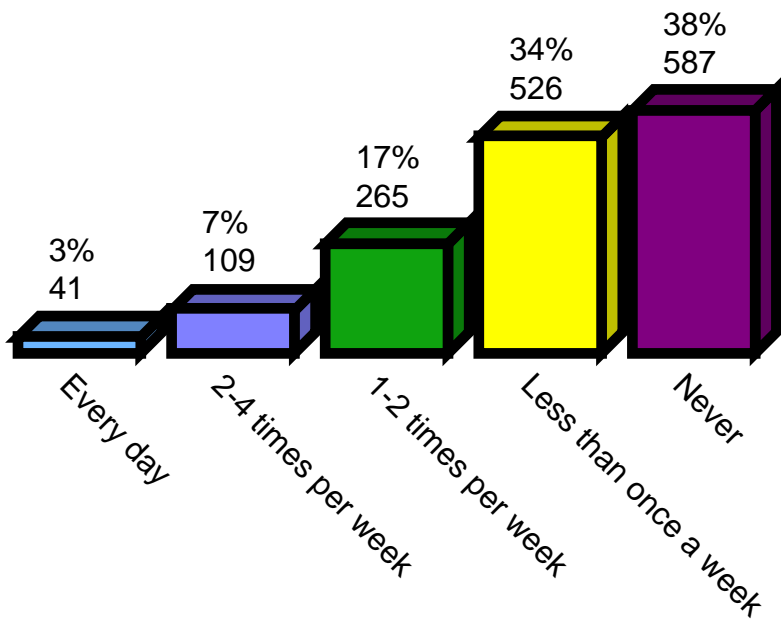
Access teachers' web pages



Create music or video

	Responses	Percent
Every day	41	3%
2-4 times per week	109	7%
1-2 times per week	265	17%
Less than once a week	526	34%
Never	587	38%
Total	1528	100%

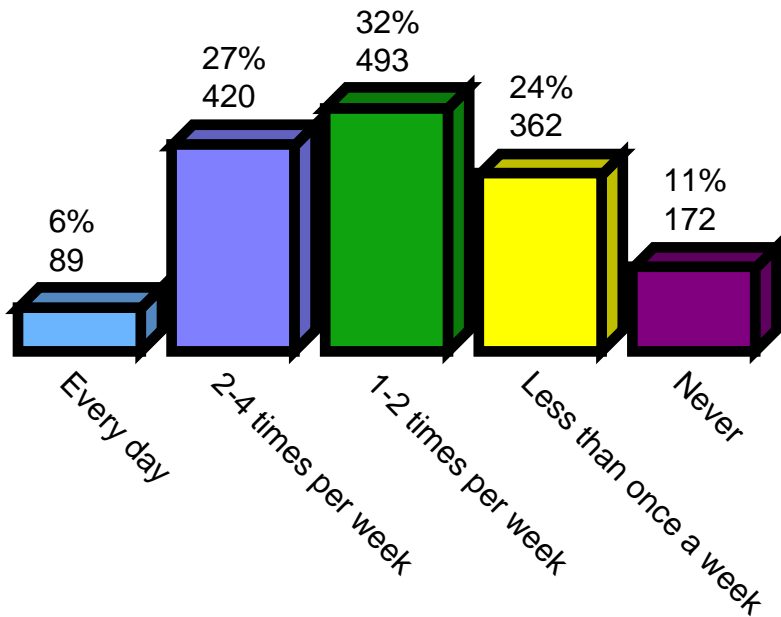
Create music or video



Play educational games assigned by the teacher

	Responses	Percent
Every day	89	6%
2-4 times per week	420	27%
1-2 times per week	493	32%
Less than once a week	362	24%
Never	172	11%
Total	1536	100%

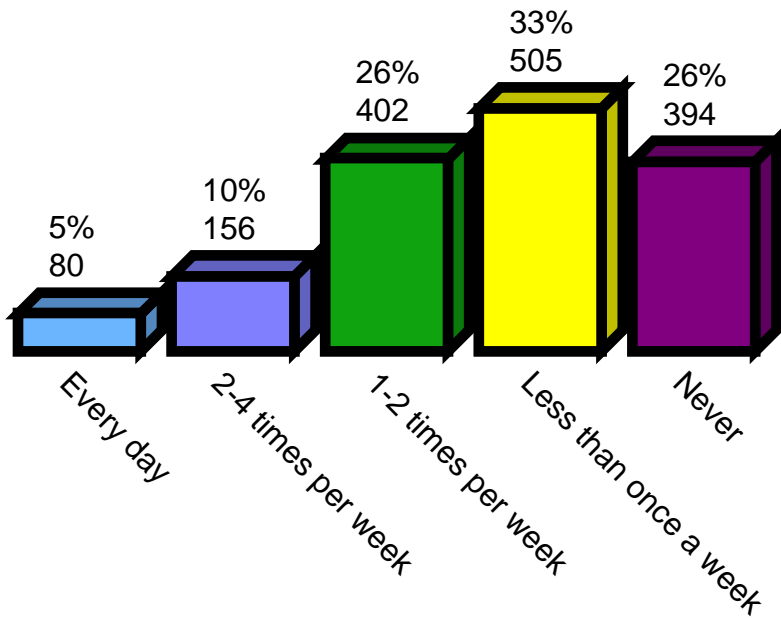
Play educational games assigned by the teacher



Play games for fun

	Responses	Percent
Every day	80	5%
2-4 times per week	156	10%
1-2 times per week	402	26%
Less than once a week	505	33%
Never	394	26%
Total	1537	100%

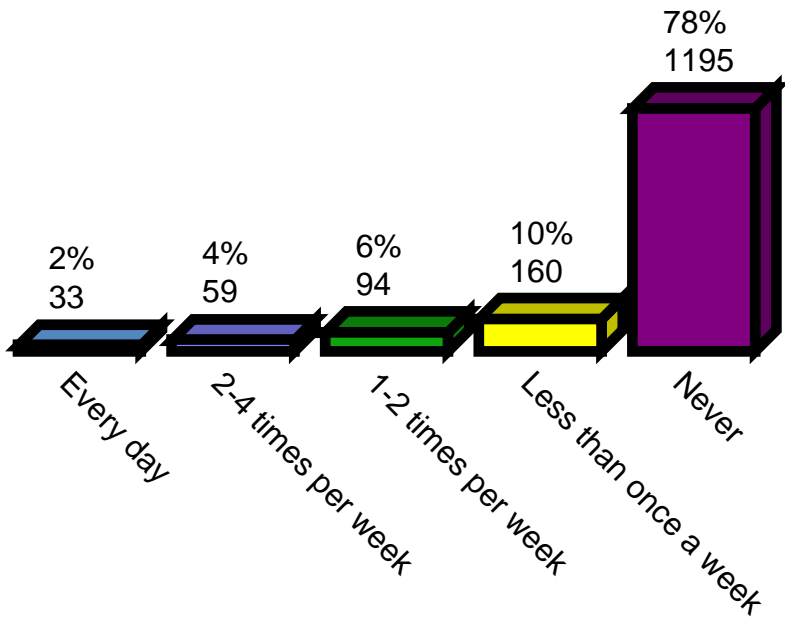
Play games for fun



Email/Chat/Instant message with friends

	Responses	Percent
Every day	33	2%
2-4 times per week	59	4%
1-2 times per week	94	6%
Less than once a week	160	10%
Never	1195	78%
Total	1541	100%

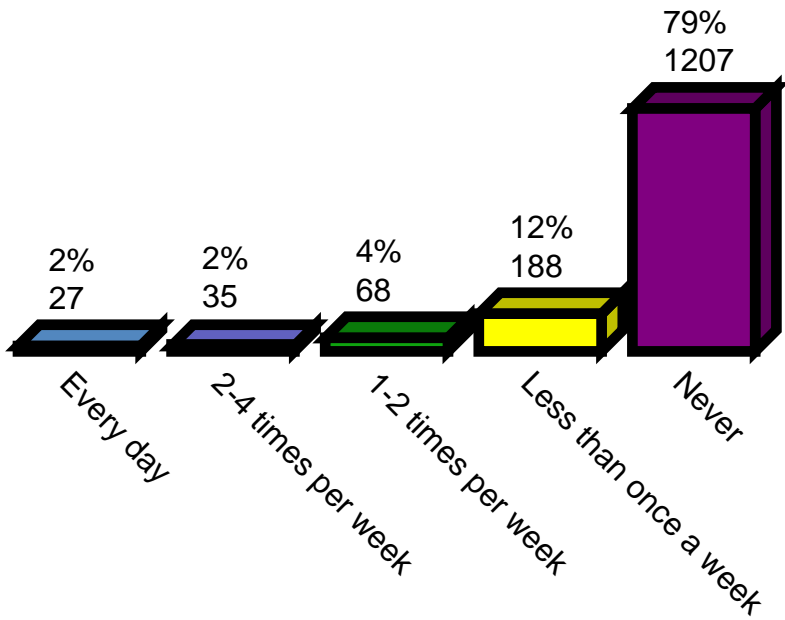
Email/Chat/Instant message with friends



Download music

	Responses	Percent
Every day	27	2%
2-4 times per week	35	2%
1-2 times per week	68	4%
Less than once a week	188	12%
Never	1207	79%
Total	1525	100%

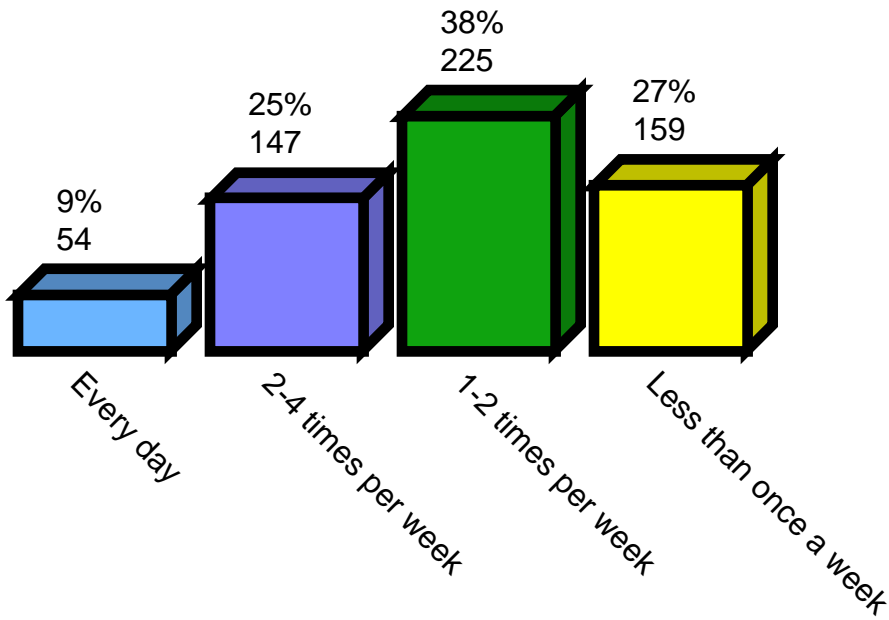
Download music



Other - Student use laptop school 1

	Responses	Percent
Every day	54	9%
2-4 times per week	147	25%
1-2 times per week	225	38%
Less than once a week	159	27%
Total	585	100%

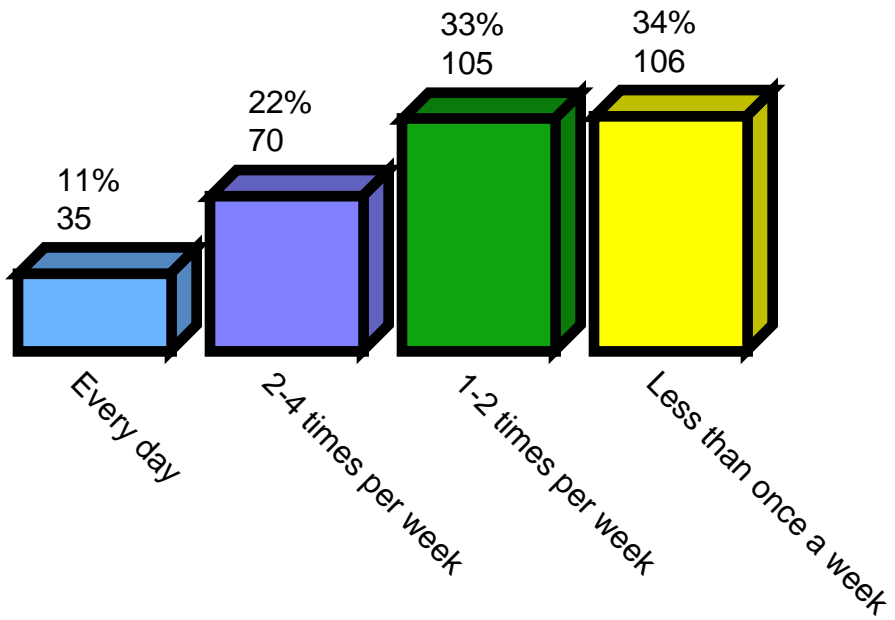
Other - Student use laptop school 1



Other - Student use laptop school 2

	Responses	Percent
Every day	35	11%
2-4 times per week	70	22%
1-2 times per week	105	33%
Less than once a week	106	34%
Total	316	100%

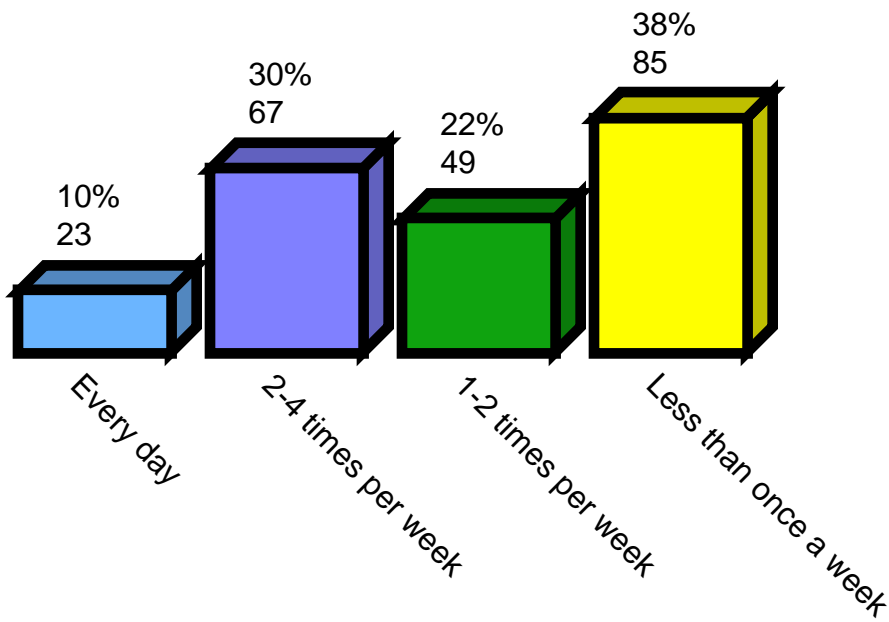
Other - Student use laptop school 2



Other - Student use laptop school 3

	Responses	Percent
Every day	23	10%
2-4 times per week	67	30%
1-2 times per week	49	22%
Less than once a week	85	38%
Total	224	100%

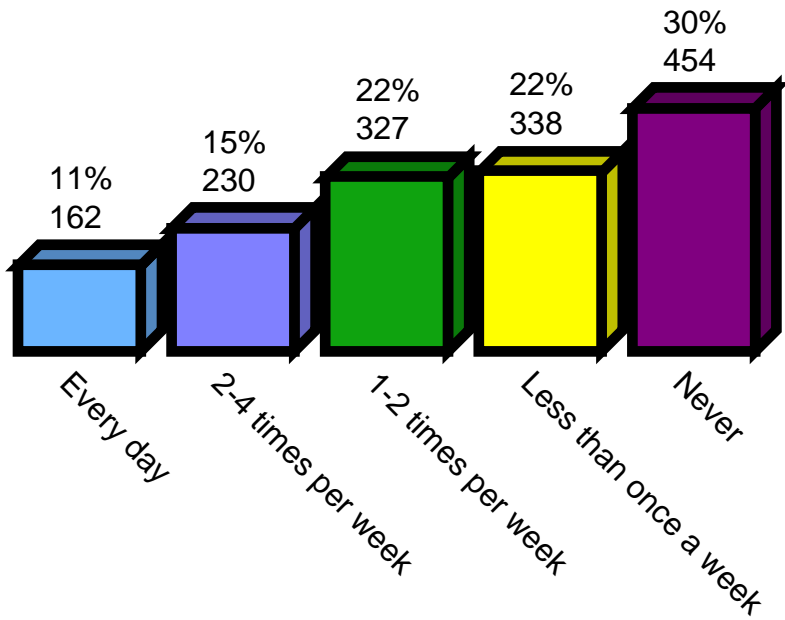
Other - Student use laptop school 3



Complete school work (homework)

	Responses	Percent
Every day	162	11%
2-4 times per week	230	15%
1-2 times per week	327	22%
Less than once a week	338	22%
Never	454	30%
Total	1511	100%

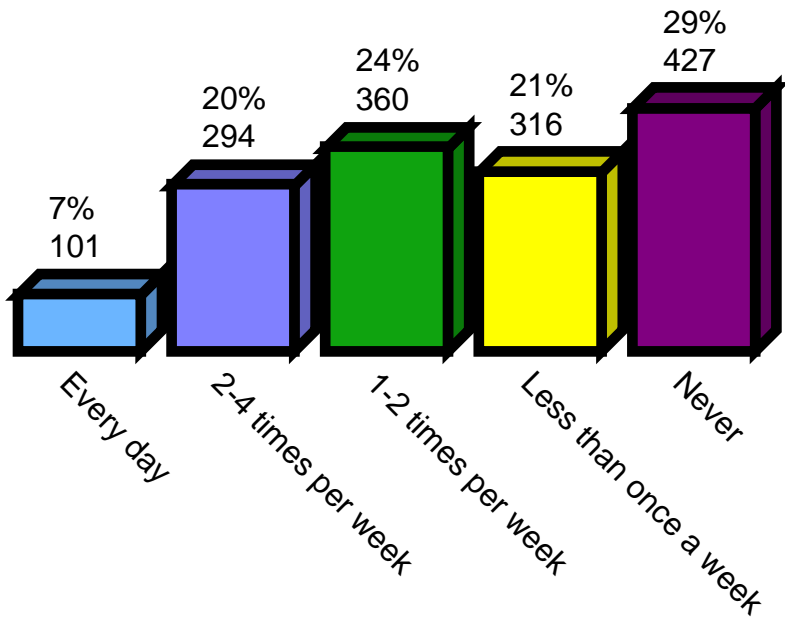
Complete school work (homework)



Write using Word, Apple works etc.

	Responses	Percent
Every day	101	7%
2-4 times per week	294	20%
1-2 times per week	360	24%
Less than once a week	316	21%
Never	427	29%
Total	1498	100%

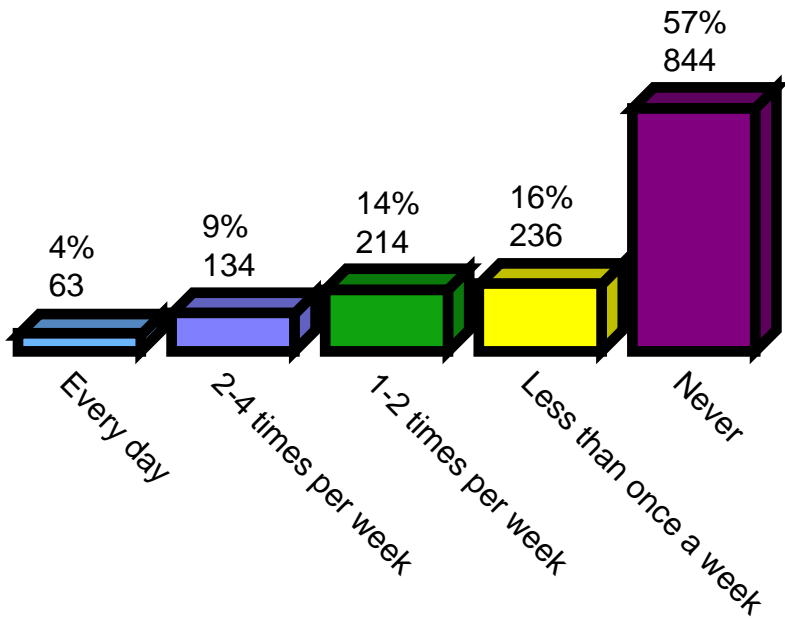
Write using Word, Apple works etc.



Look up information from the Internet for school work

	Responses	Percent
Every day	63	4%
2-4 times per week	134	9%
1-2 times per week	214	14%
Less than once a week	236	16%
Never	844	57%
Total	1491	100%

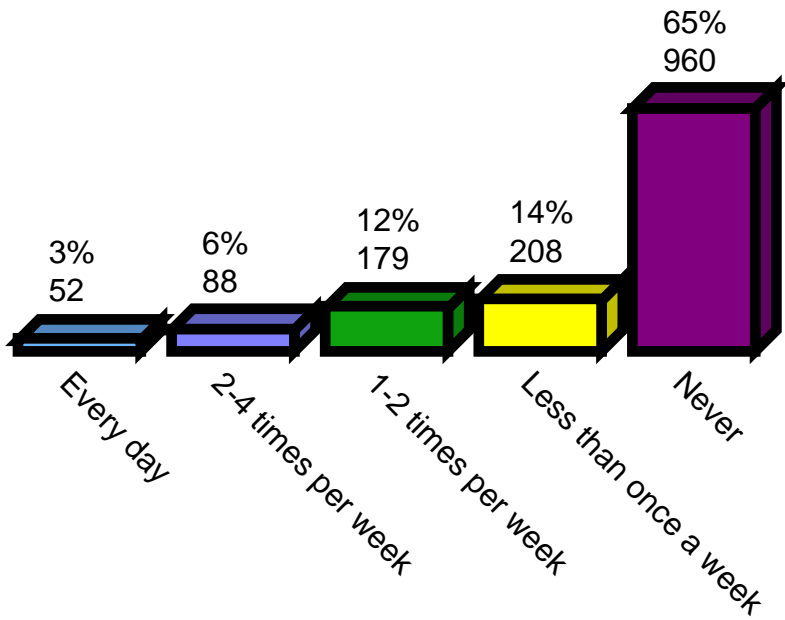
Look up information from the Internet for school work



Look up information from the Internet for personal interest

	Responses	Percent
Every day	52	3%
2-4 times per week	88	6%
1-2 times per week	179	12%
Less than once a week	208	14%
Never	960	65%
Total	1487	100%

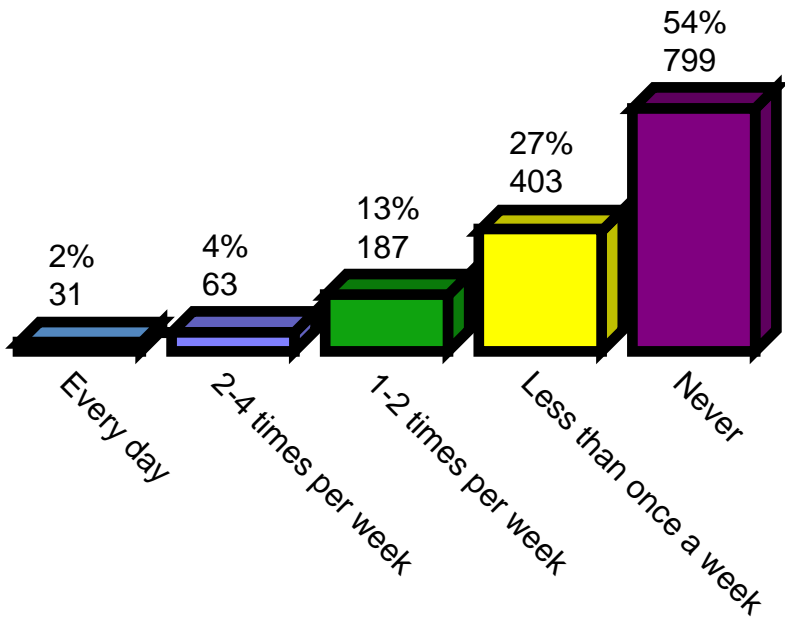
Look up information from the Internet for personal interest



Look up information on World Book or a CD-ROM

	Responses	Percent
Every day	31	2%
2-4 times per week	63	4%
1-2 times per week	187	13%
Less than once a week	403	27%
Never	799	54%
Total	1483	100%

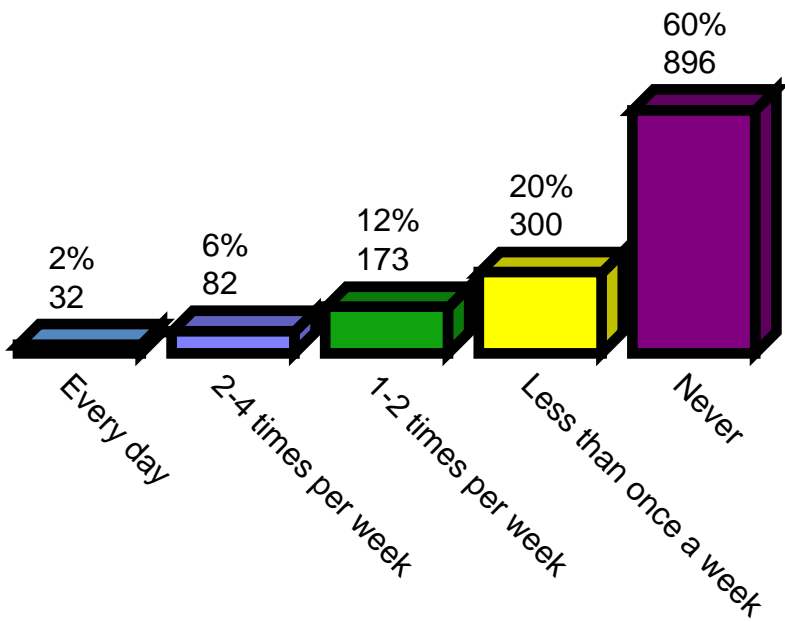
Look up information on World Book or a CD-ROM



Use online learning activities and quizzes

	Responses	Percent
Every day	32	2%
2-4 times per week	82	6%
1-2 times per week	173	12%
Less than once a week	300	20%
Never	896	60%
Total	1483	100%

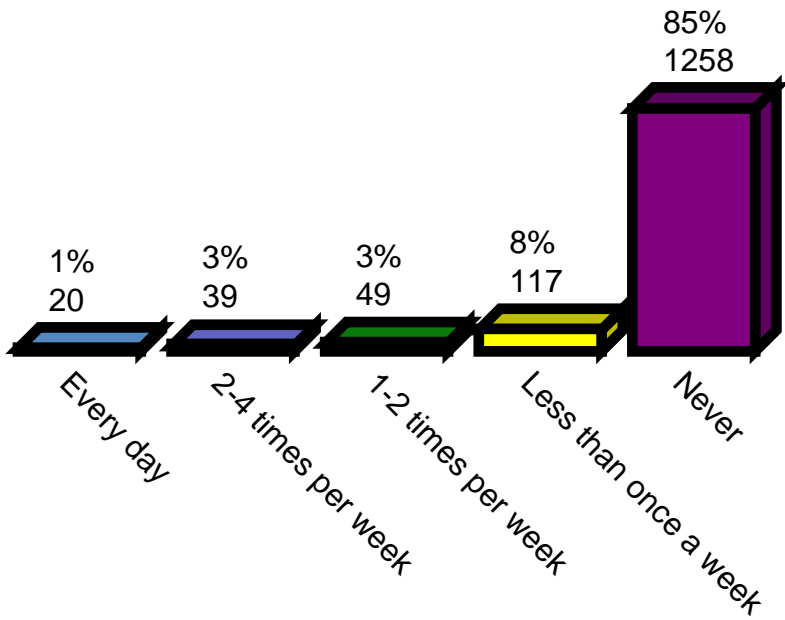
Use online learning activities and quizzes



Email teachers or other people for school work

	Responses	Percent
Every day	20	1%
2-4 times per week	39	3%
1-2 times per week	49	3%
Less than once a week	117	8%
Never	1258	85%
Total	1483	100%

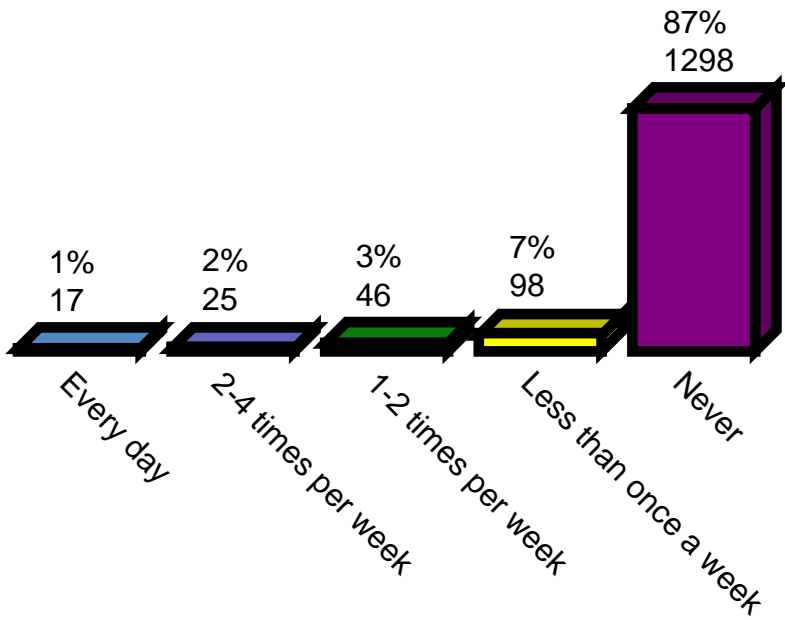
Email teachers or other people for school work



Read or Post to a blog

	Responses	Percent
Every day	17	1%
2-4 times per week	25	2%
1-2 times per week	46	3%
Less than once a week	98	7%
Never	1298	87%
Total	1484	100%

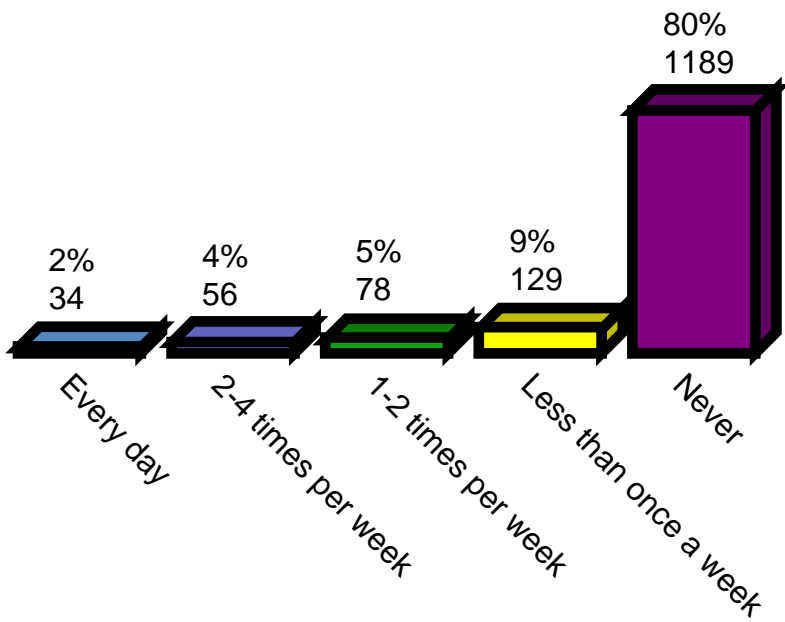
Read or Post to a blog



Access teachers' web pages

	Responses	Percent
Every day	34	2%
2-4 times per week	56	4%
1-2 times per week	78	5%
Less than once a week	129	9%
Never	1189	80%
Total	1486	100%

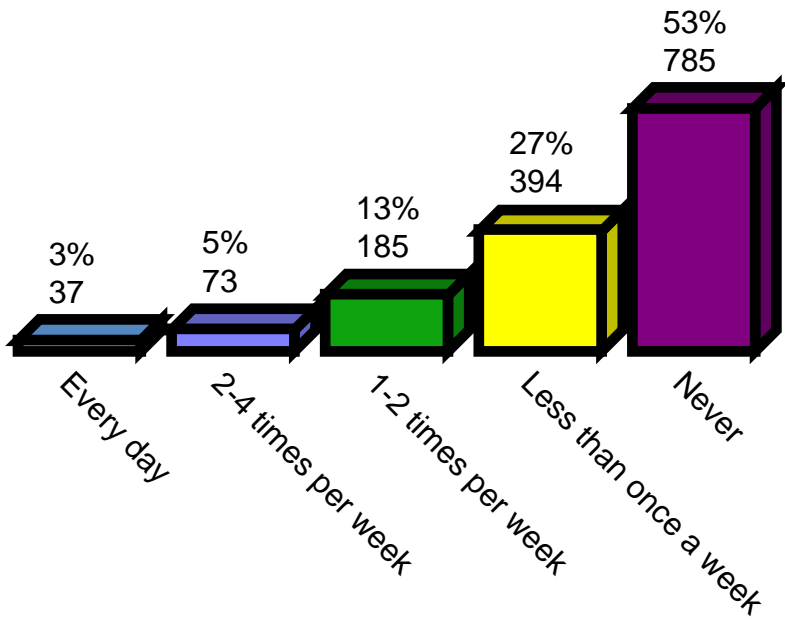
Access teachers' web pages



Create music or video

	Responses	Percent
Every day	37	3%
2-4 times per week	73	5%
1-2 times per week	185	13%
Less than once a week	394	27%
Never	785	53%
Total	1474	100%

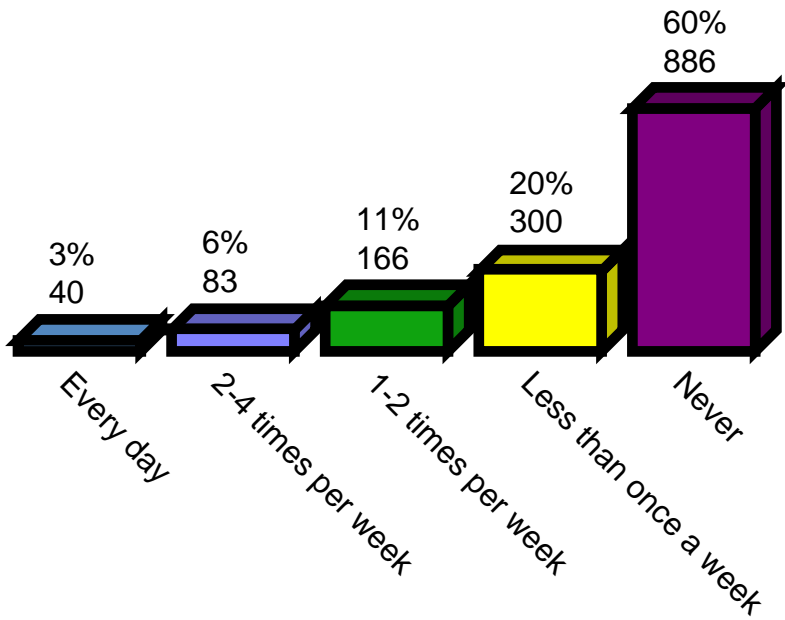
Create music or video



Play educational games assigned by the teacher

	Responses	Percent
Every day	40	3%
2-4 times per week	83	6%
1-2 times per week	166	11%
Less than once a week	300	20%
Never	886	60%
Total	1475	100%

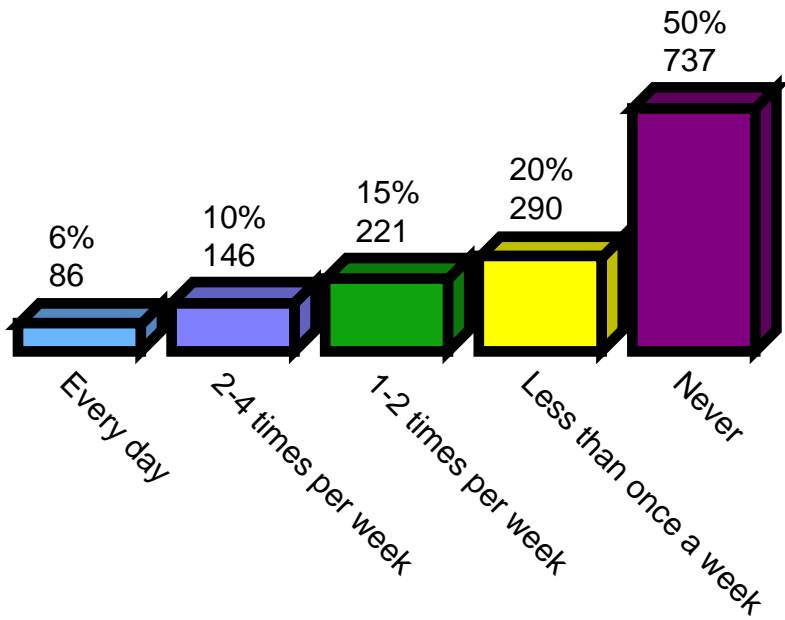
Play educational games assigned by the teacher



Play games for fun

	Responses	Percent
Every day	86	6%
2-4 times per week	146	10%
1-2 times per week	221	15%
Less than once a week	290	20%
Never	737	50%
Total	1480	100%

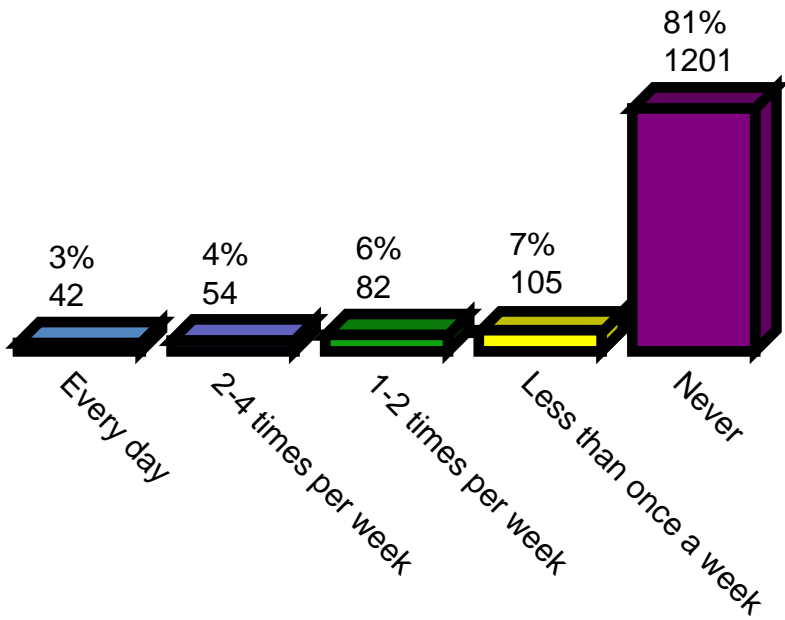
Play games for fun



Email/Chat/Instant message with friends

	Responses	Percent
Every day	42	3%
2-4 times per week	54	4%
1-2 times per week	82	6%
Less than once a week	105	7%
Never	1201	81%
Total	1484	100%

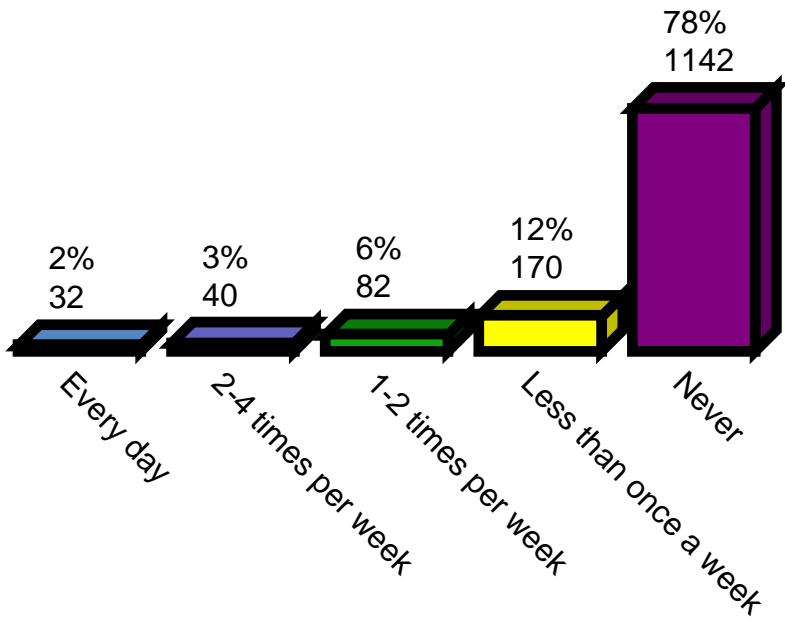
Email/Chat/Instant message with friends



Download music

	Responses	Percent
Every day	32	2%
2-4 times per week	40	3%
1-2 times per week	82	6%
Less than once a week	170	12%
Never	1142	78%
Total	1466	100%

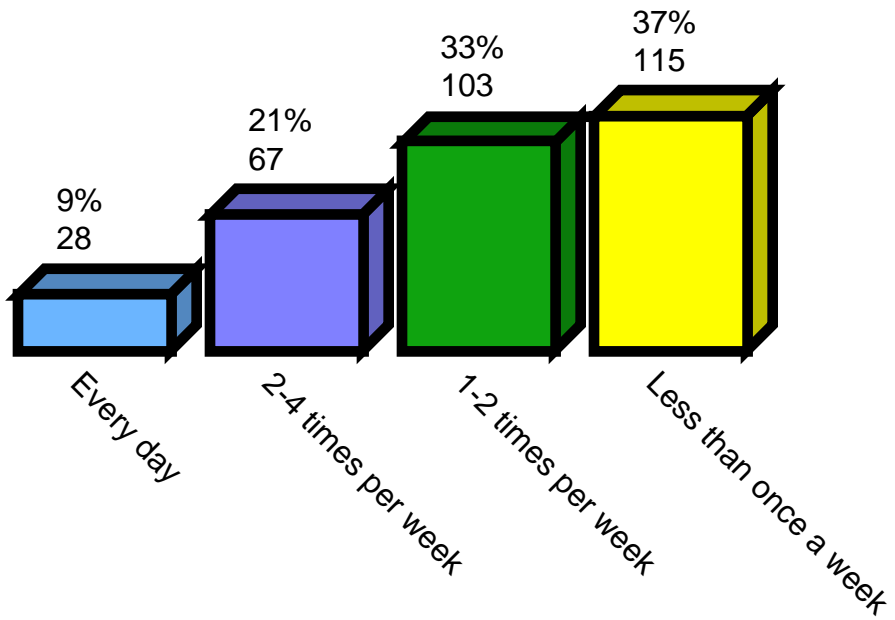
Download music



Other - Student use laptop home 1

	Responses	Percent
Every day	28	9%
2-4 times per week	67	21%
1-2 times per week	103	33%
Less than once a week	115	37%
Total	313	100%

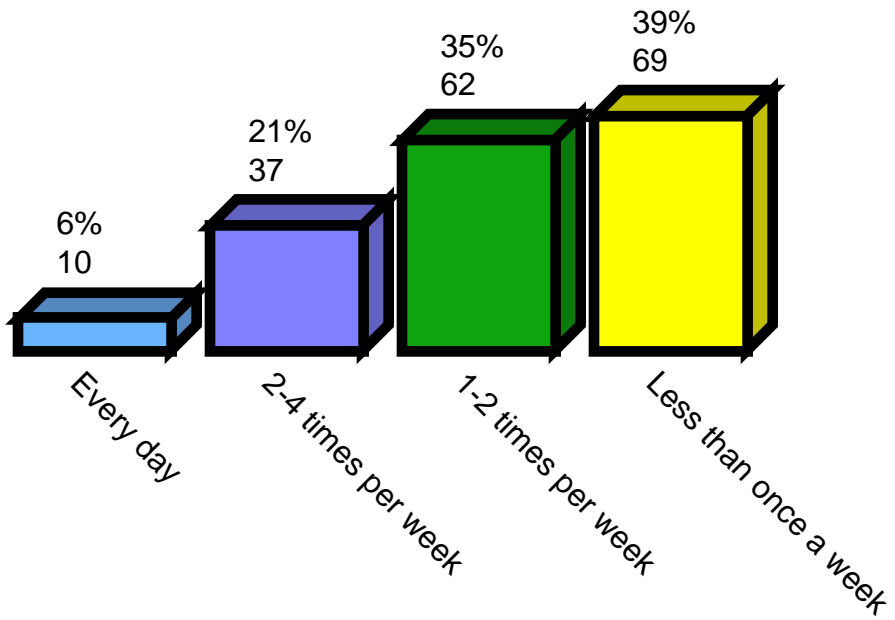
Other - Student use laptop home 1



Other - Student use laptop home 2

	Responses	Percent
Every day	10	6%
2-4 times per week	37	21%
1-2 times per week	62	35%
Less than once a week	69	39%
Total	178	100%

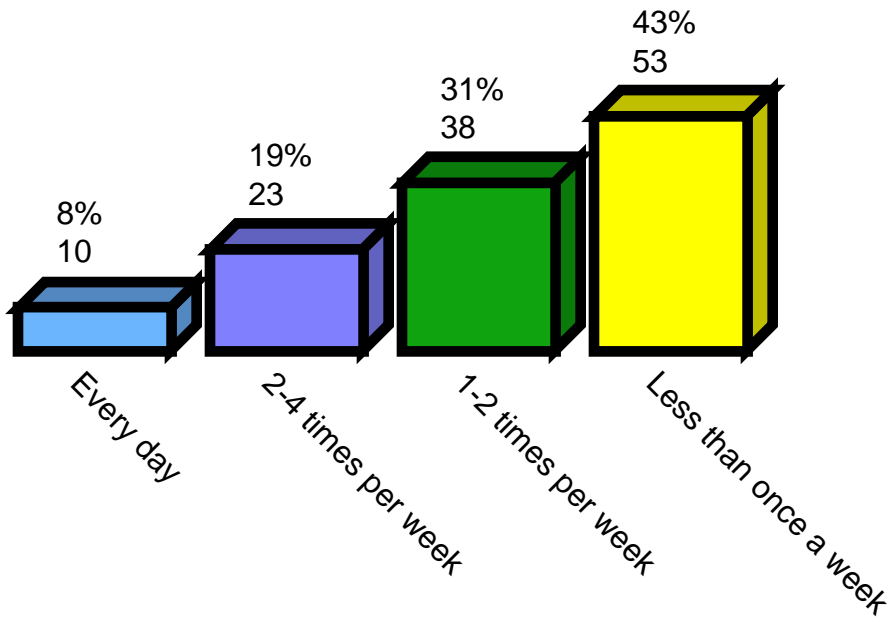
Other - Student use laptop home 2



Other - Student use laptop home 3

	Responses	Percent
Every day	10	8%
2-4 times per week	23	19%
1-2 times per week	38	31%
Less than once a week	53	43%
Total	124	100%

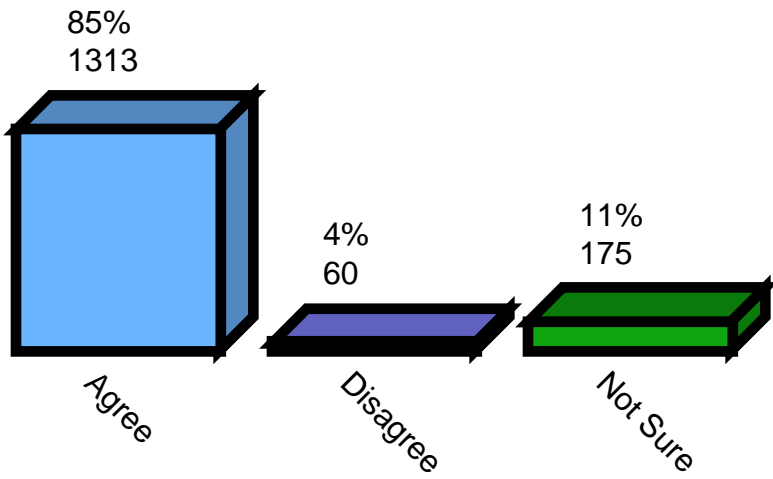
Other - Student use laptop home 3



Computers make school work more interesting.

	Responses	Percent
Agree	1313	85%
Disagree	60	4%
Not Sure	175	11%
Total	1548	100%

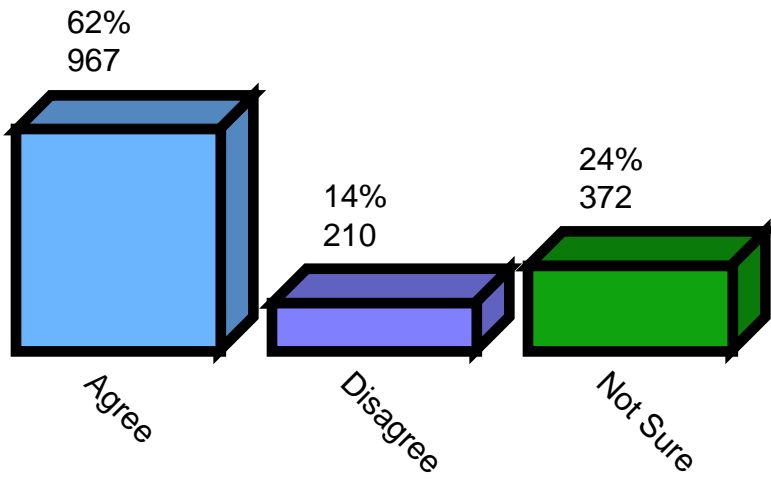
Computers make school work more interesting.



Using the laptop helps me do better on my schoolwork.

	Responses	Percent
Agree	967	62%
Disagree	210	14%
Not Sure	372	24%
Total	1549	100%

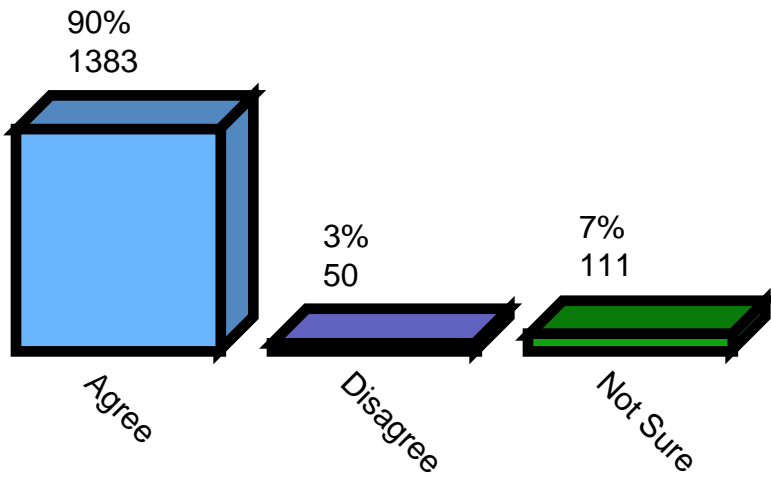
Using the laptop helps me do better on my schoolwork.



I like doing research using the laptop.

	Responses	Percent
Agree	1383	90%
Disagree	50	3%
Not Sure	111	7%
Total	1544	100%

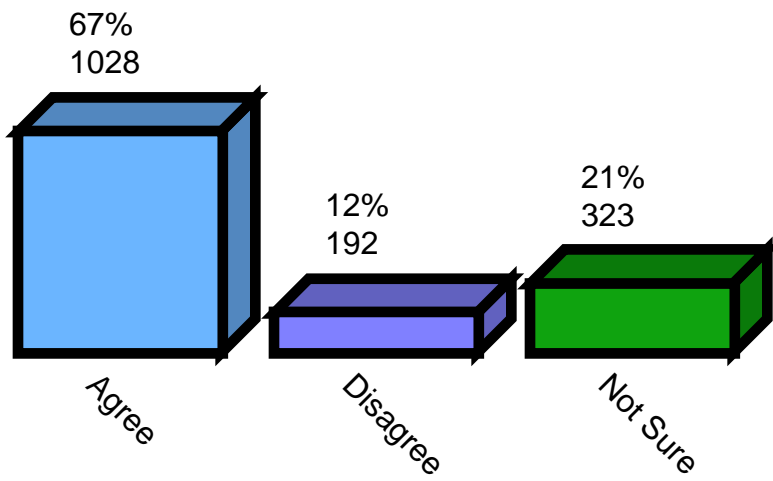
I like doing research using the laptop.



The laptop helps me be organized.

	Responses	Percent
Agree	1028	67%
Disagree	192	12%
Not Sure	323	21%
Total	1543	100%

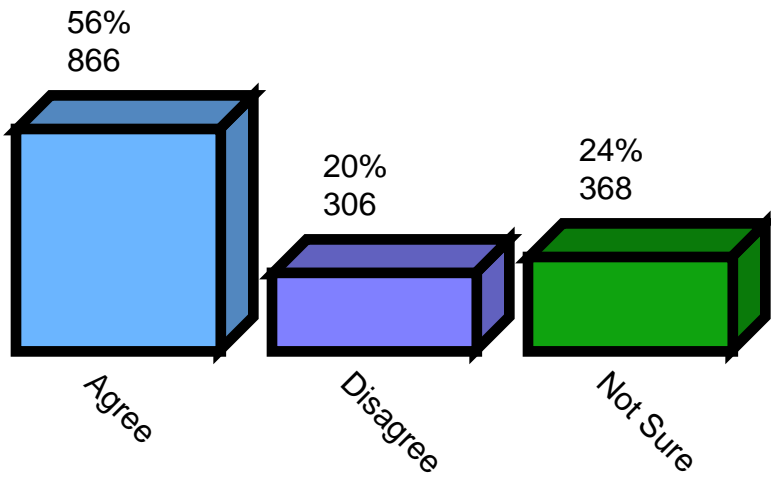
The laptop helps me be organized.



I need a laptop for my schoolwork.

	Responses	Percent
Agree	866	56%
Disagree	306	20%
Not Sure	368	24%
Total	1540	100%

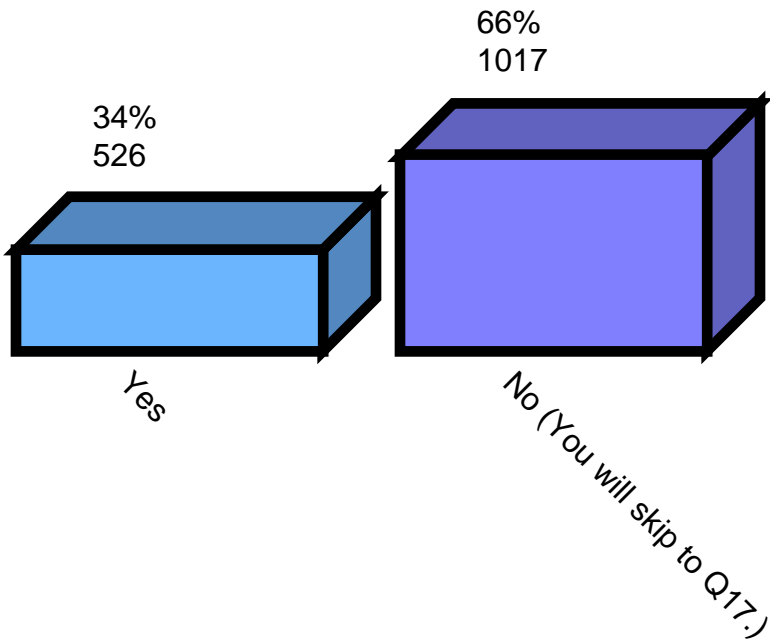
I need a laptop for my schoolwork.



14. Since the start of the school year, have you given in your laptop for repairs?

	Responses	Percent
Yes	526	34%
No (You will skip to Q17.)	1017	66%
Total	1543	100%

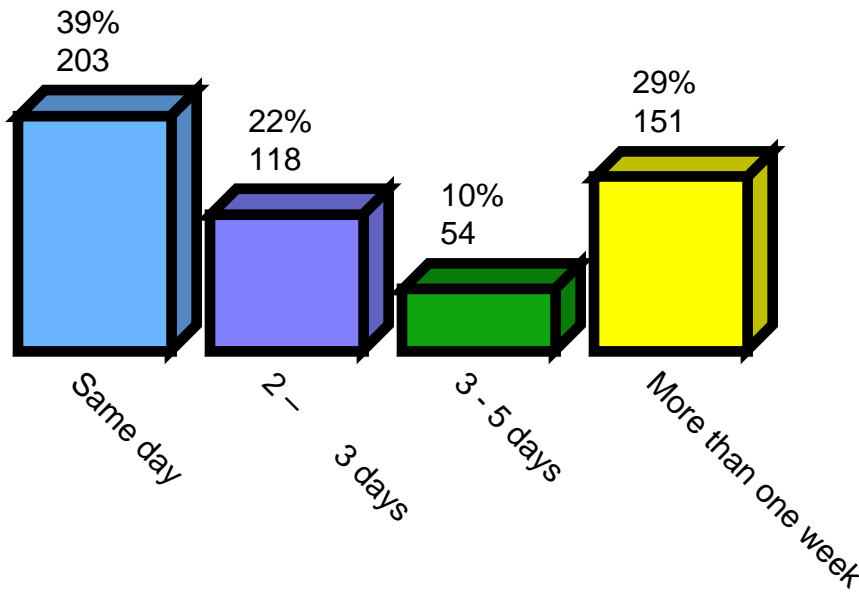
14. Since the start of the school year, have you given in your laptop for repairs?



16. On the last repair, how long did it take for you to get your laptop repaired?

	Responses	Percent
Same day	203	39%
2 – 3 days	118	22%
3 - 5 days	54	10%
More than one week	151	29%
Total	526	100%

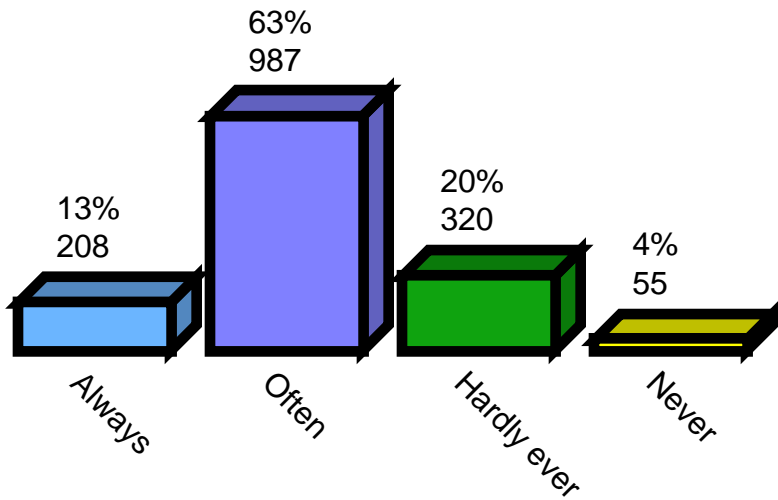
16. On the last repair, how long did it take for you to get your laptop repaired?



17. Do your teachers provide you with paper handouts of schoolwork instead of using the laptop?

	Responses	Percent
Always	208	13%
Often	987	63%
Hardly ever	320	20%
Never	55	4%
Total	1570	100%

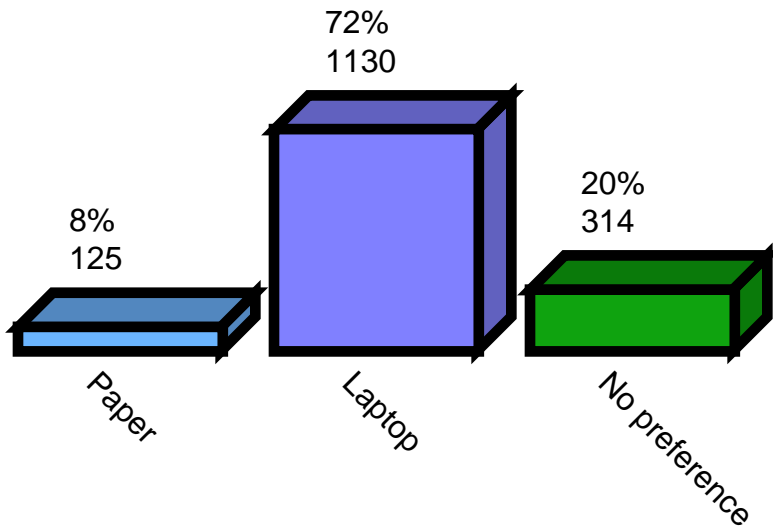
17. Do your teachers provide you with paper handouts of schoolwork instead of using the laptop?



18. Do you prefer working on school assignments on

	Responses	Percent
Paper	125	8%
Laptop	1130	72%
No preference	314	20%
Total	1569	100%

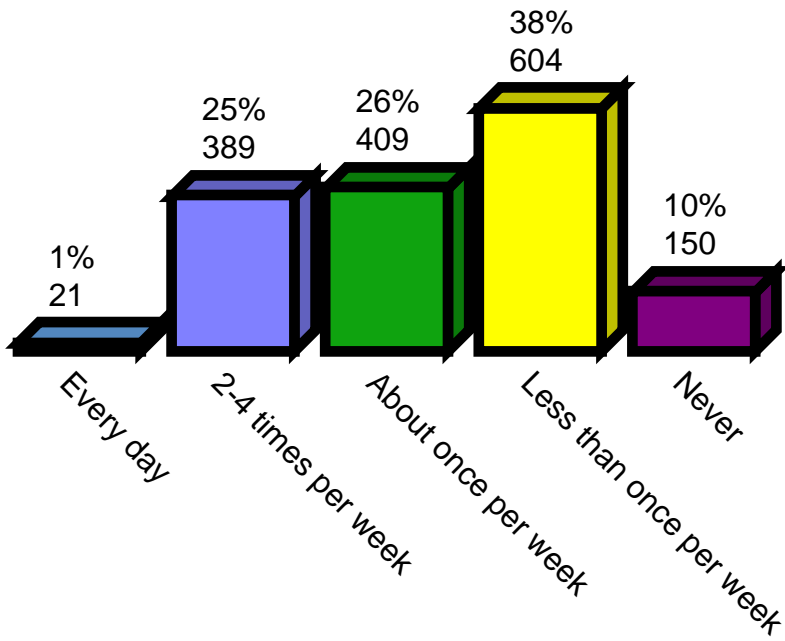
18. Do you prefer working on school assignments on



19. How often do you print at school?

	Responses	Percent
Every day	21	1%
2-4 times per week	389	25%
About once per week	409	26%
Less than once per week	604	38%
Never	150	10%
Total	1573	100%

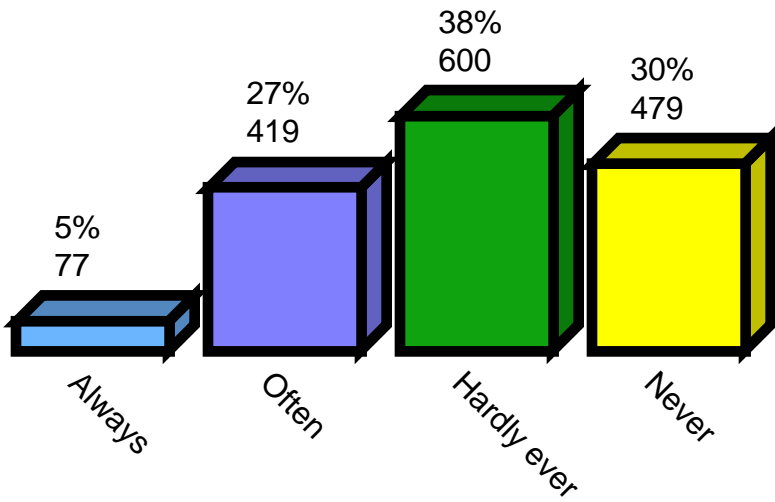
19. How often do you print at school?



20. How often do you have problems printing at school?

	Responses	Percent
Always	77	5%
Often	419	27%
Hardly ever	600	38%
Never	479	30%
Total	1575	100%

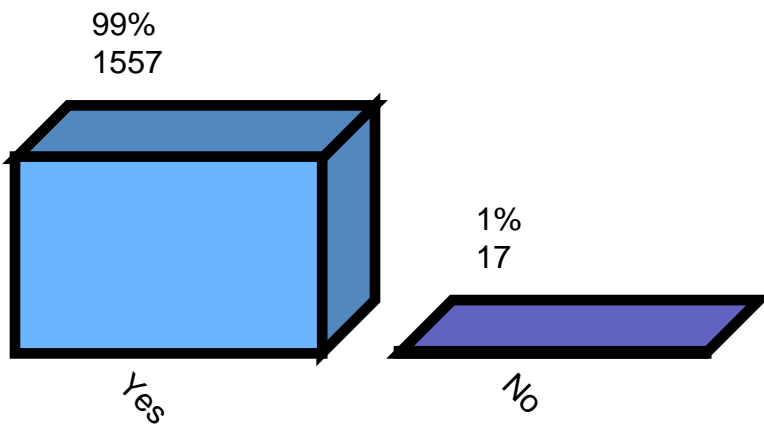
20. How often do you have problems printing at school?



Microsoft Word

	Responses	Percent
Yes	1557	99%
No	17	1%
Total	1574	100%

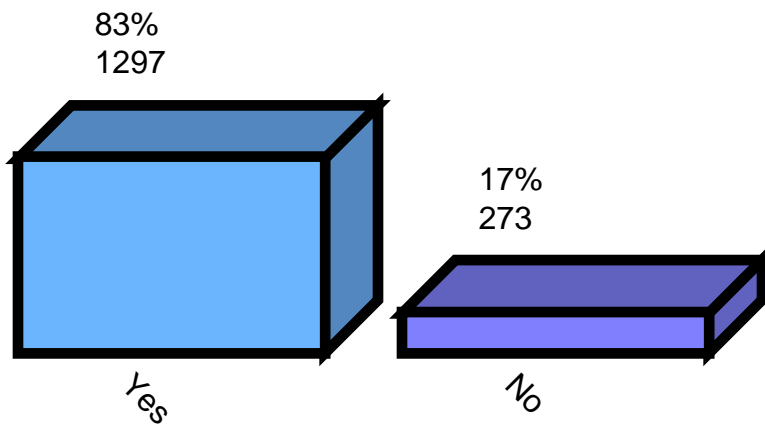
Microsoft Word



Microsoft PowerPoint

	Responses	Percent
Yes	1297	83%
No	273	17%
Total	1570	100%

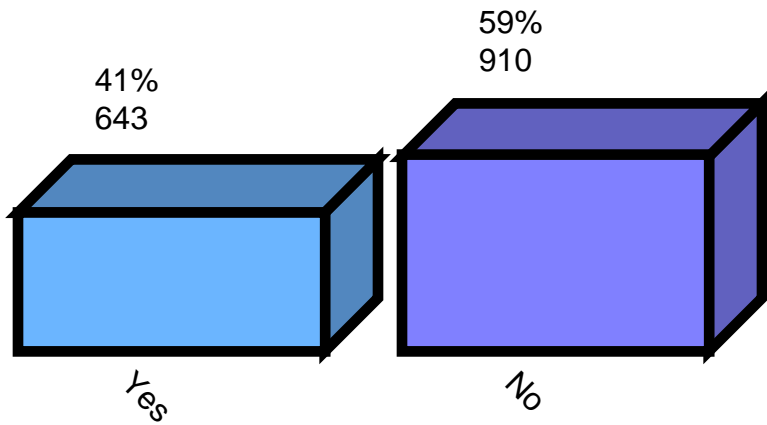
Microsoft PowerPoint



Microsoft Excel

	Responses	Percent
Yes	643	41%
No	910	59%
Total	1553	100%

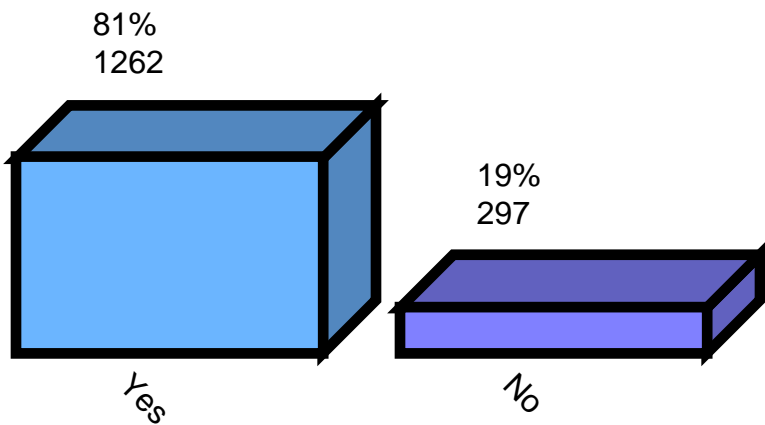
Microsoft Excel



Worldbook Encyclopedia

	Responses	Percent
Yes	1262	81%
No	297	19%
Total	1559	100%

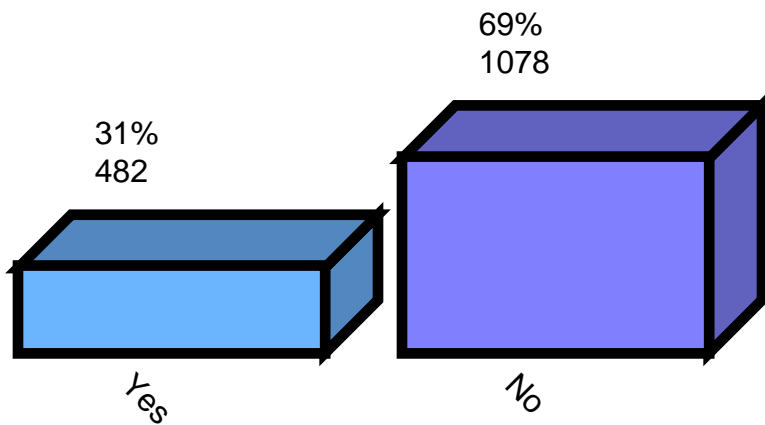
Worldbook Encyclopedia



Collaba Email

	Responses	Percent
Yes	482	31%
No	1078	69%
Total	1560	100%

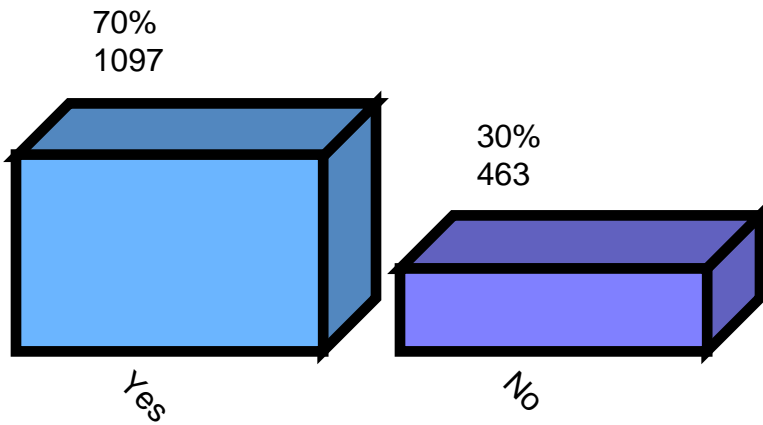
Collaba Email



Appleworks

	Responses	Percent
Yes	1097	70%
No	463	30%
Total	1560	100%

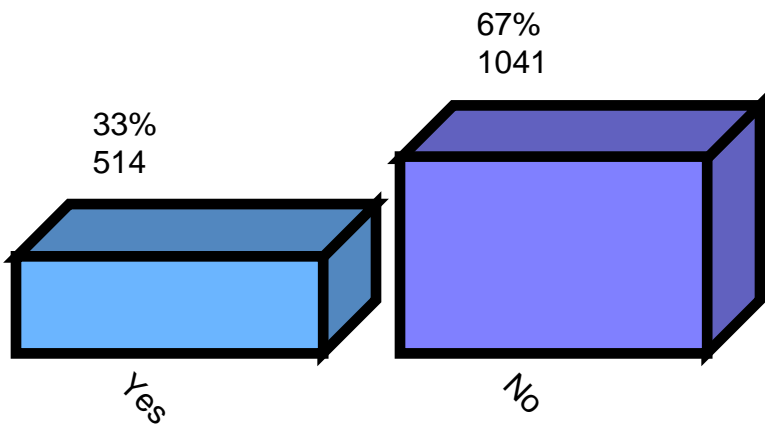
Appleworks



iMovie

	Responses	Percent
Yes	514	33%
No	1041	67%
Total	1555	100%

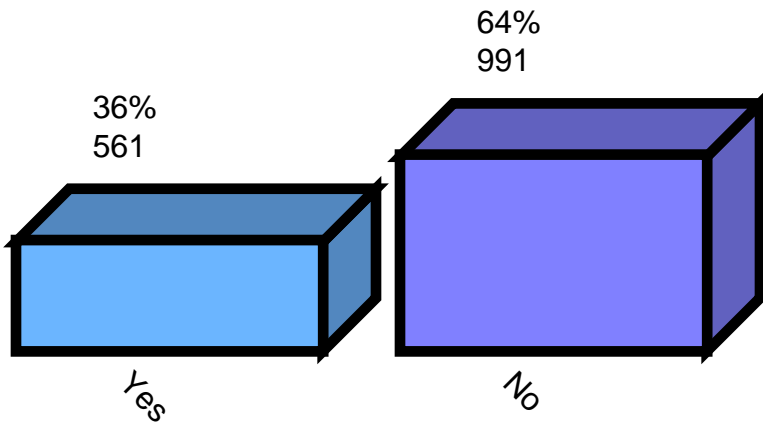
iMovie



iPhoto

	Responses	Percent
Yes	561	36%
No	991	64%
Total	1552	100%

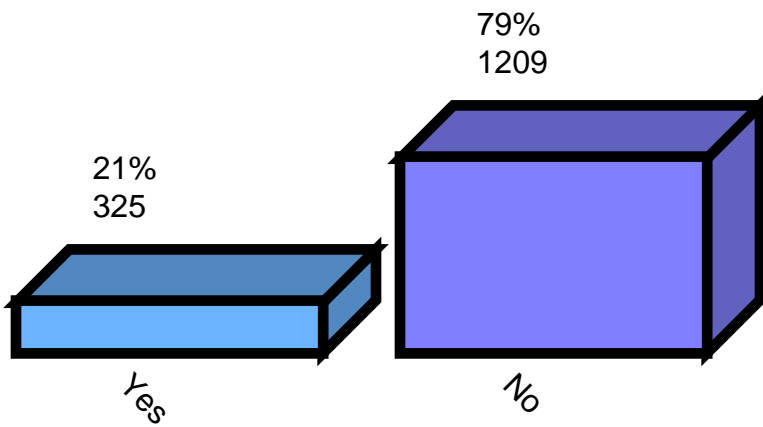
iPhoto



any web design program

	Responses	Percent
Yes	325	21%
No	1209	79%
Total	1534	100%

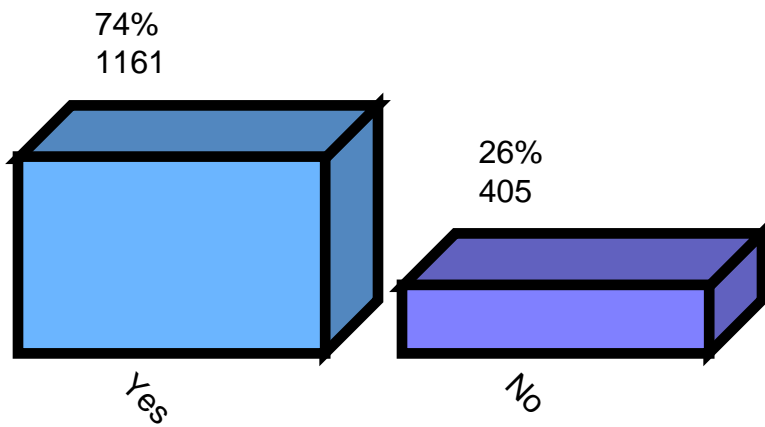
any web design program



Garageband

	Responses	Percent
Yes	1161	74%
No	405	26%
Total	1566	100%

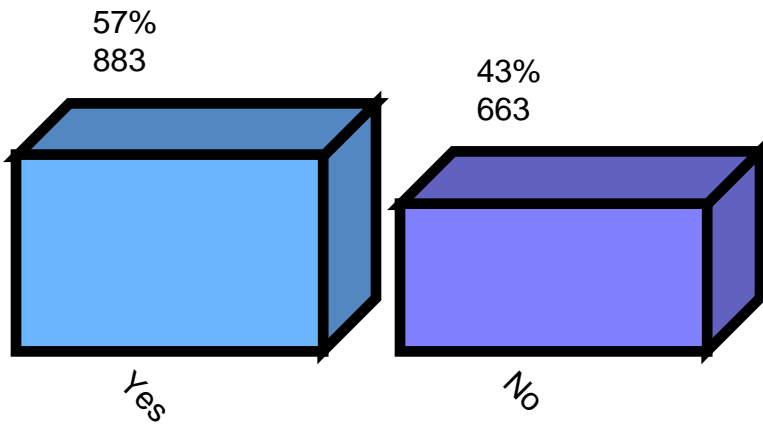
Garageband



Google Earth

	Responses	Percent
Yes	883	57%
No	663	43%
Total	1546	100%

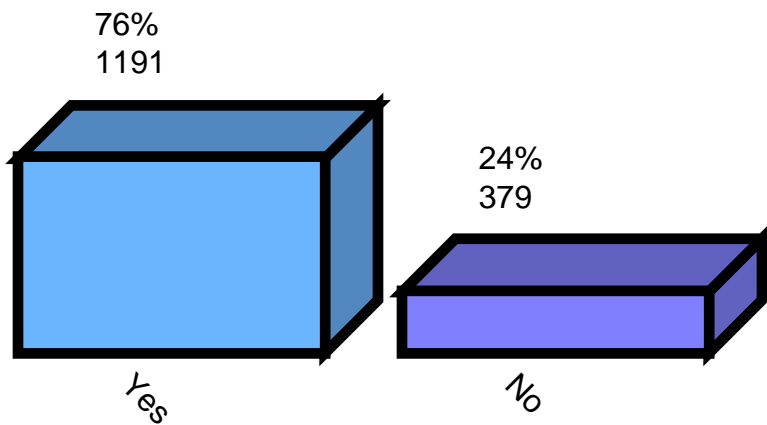
Google Earth



Typing (Typing Pal, Tap Touche or other program)

	Responses	Percent
Yes	1191	76%
No	379	24%
Total	1570	100%

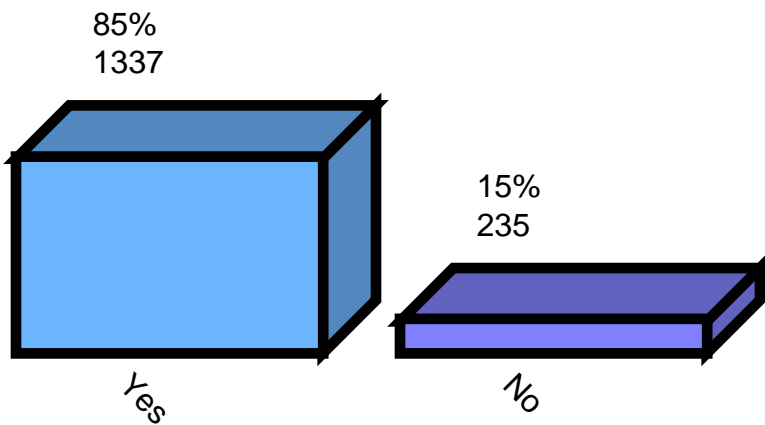
Typing (Typing Pal, Tap Touche or other program)



Organizing files and folders

	Responses	Percent
Yes	1337	85%
No	235	15%
Total	1572	100%

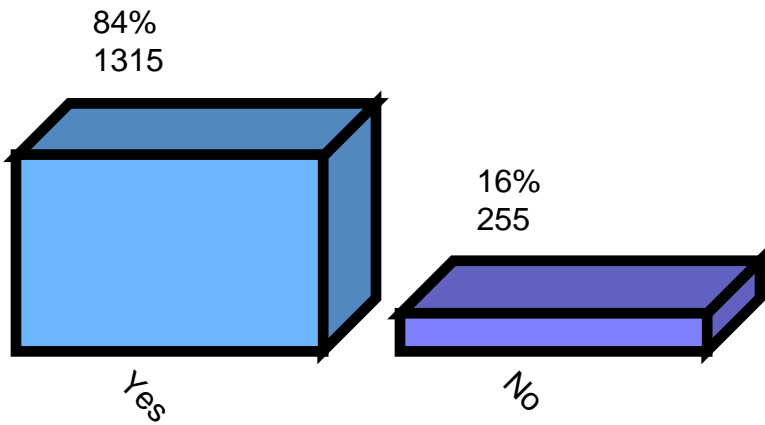
Organizing files and folders



Organizing my desktop

	Responses	Percent
Yes	1315	84%
No	255	16%
Total	1570	100%

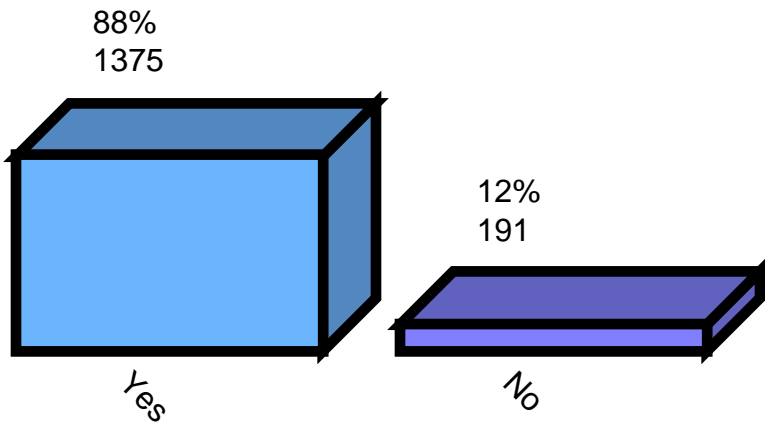
Organizing my desktop



How to Research on the Internet

	Responses	Percent
Yes	1375	88%
No	191	12%
Total	1566	100%

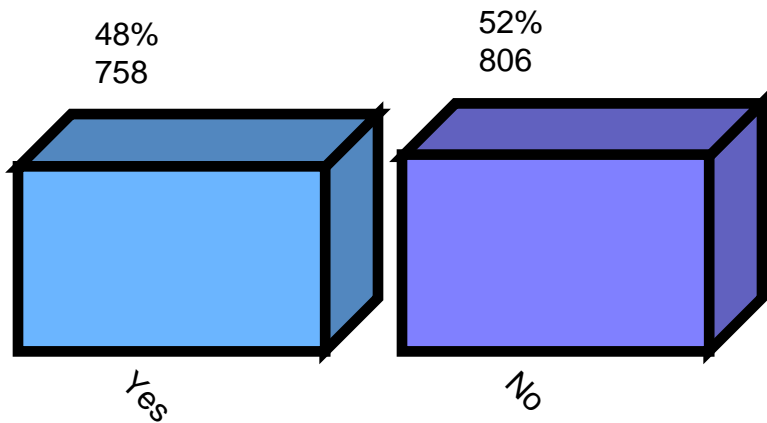
How to Research on the Internet



How to back up to the server

	Responses	Percent
Yes	758	48%
No	806	52%
Total	1564	100%

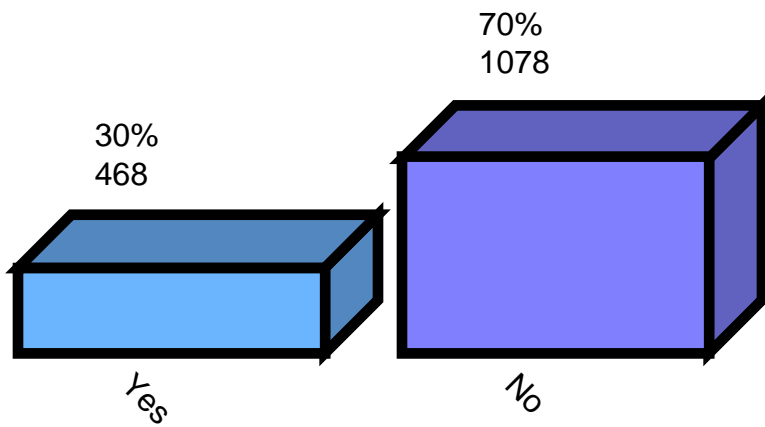
How to back up to the server



Collaba Email

	Responses	Percent
Yes	468	30%
No	1078	70%
Total	1546	100%

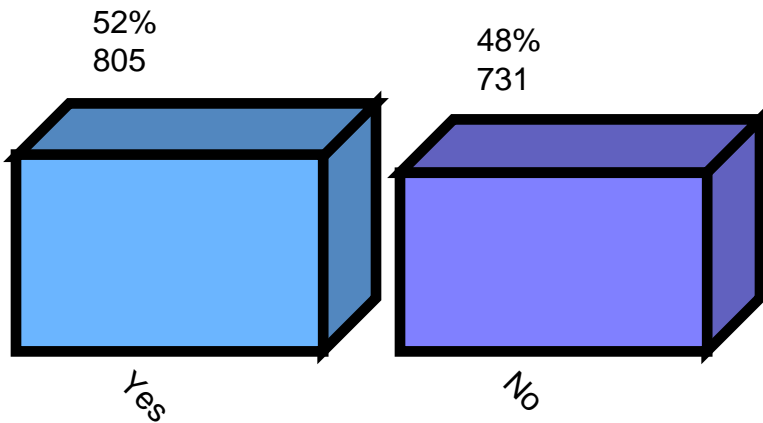
Collaba Email



23. Do you think you need to learn more about how to use the laptop for school work?

	Responses	Percent
Yes	805	52%
No	731	48%
Total	1536	100%

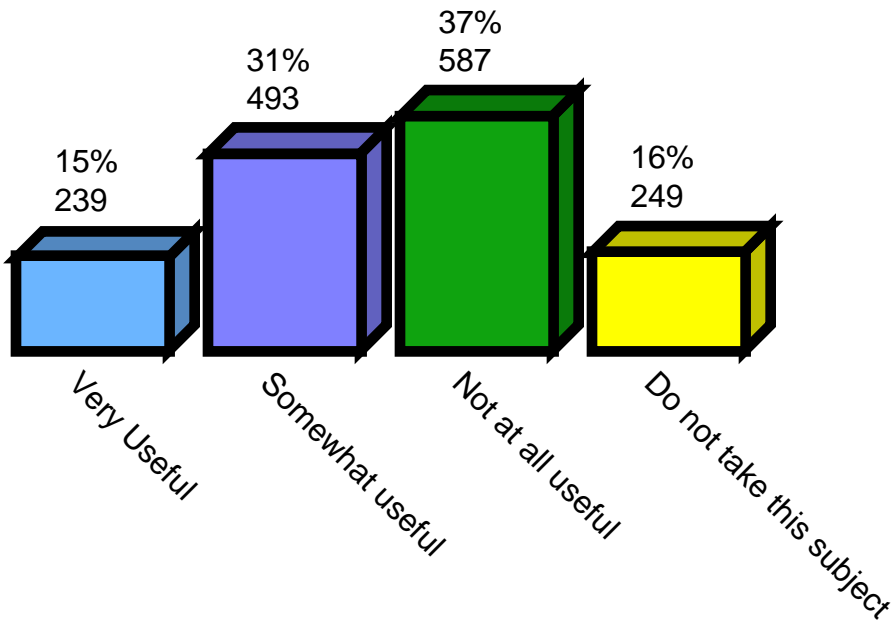
23. Do you think you need to learn more about how to use the laptop for school work?



Art

	Responses	Percent
Very Useful	239	15%
Somewhat useful	493	31%
Not at all useful	587	37%
Do not take this subject	249	16%
Total	1568	100%

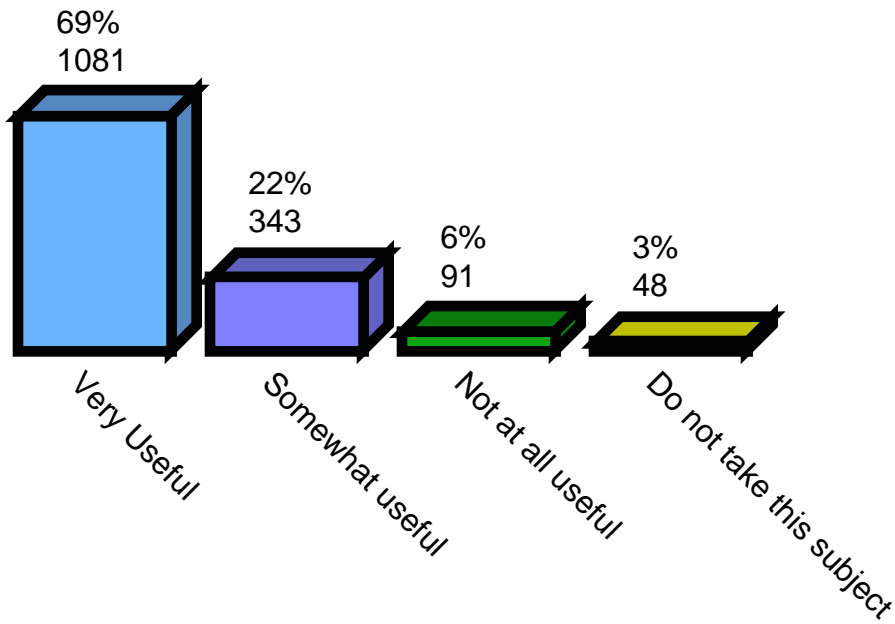
Art



Language Arts

	Responses	Percent
Very Useful	1081	69%
Somewhat useful	343	22%
Not at all useful	91	6%
Do not take this subject	48	3%
Total	1563	100%

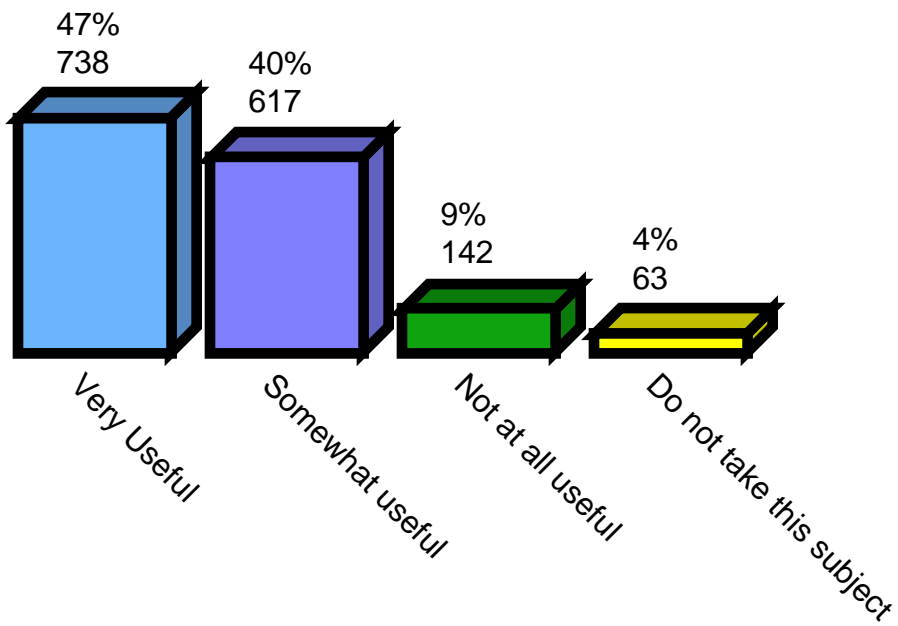
Language Arts



French Second Language

	Responses	Percent
Very Useful	738	47%
Somewhat useful	617	40%
Not at all useful	142	9%
Do not take this subject	63	4%
Total	1560	100%

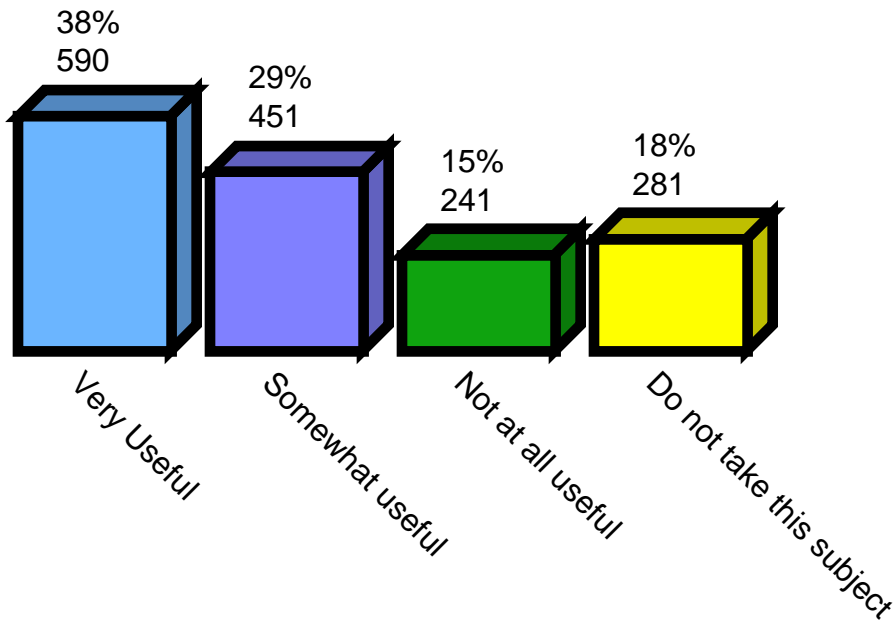
French Second Language



History / Geography

	Responses	Percent
Very Useful	590	38%
Somewhat useful	451	29%
Not at all useful	241	15%
Do not take this subject	281	18%
Total	1563	100%

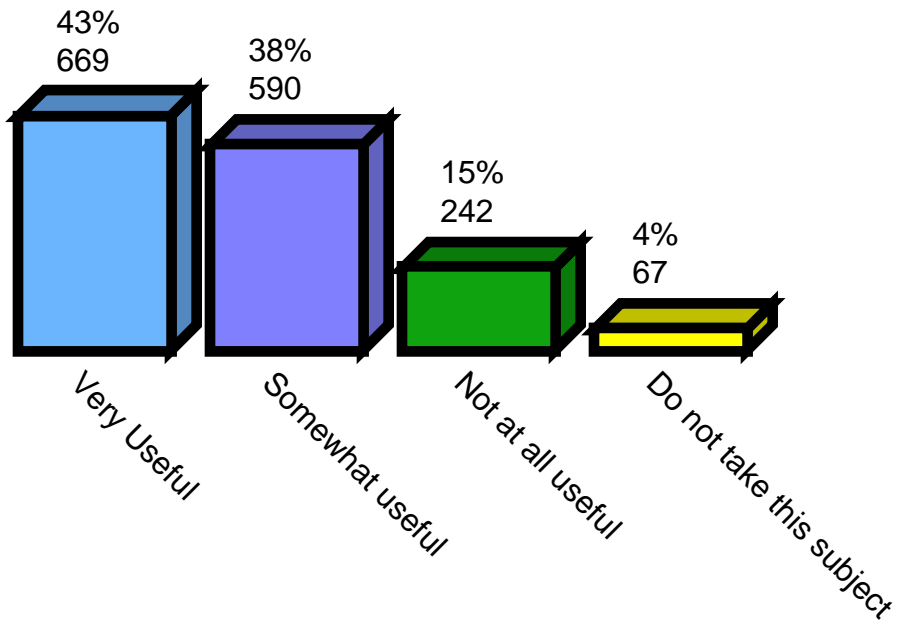
History / Geography



Mathematics

	Responses	Percent
Very Useful	669	43%
Somewhat useful	590	38%
Not at all useful	242	15%
Do not take this subject	67	4%
Total	1568	100%

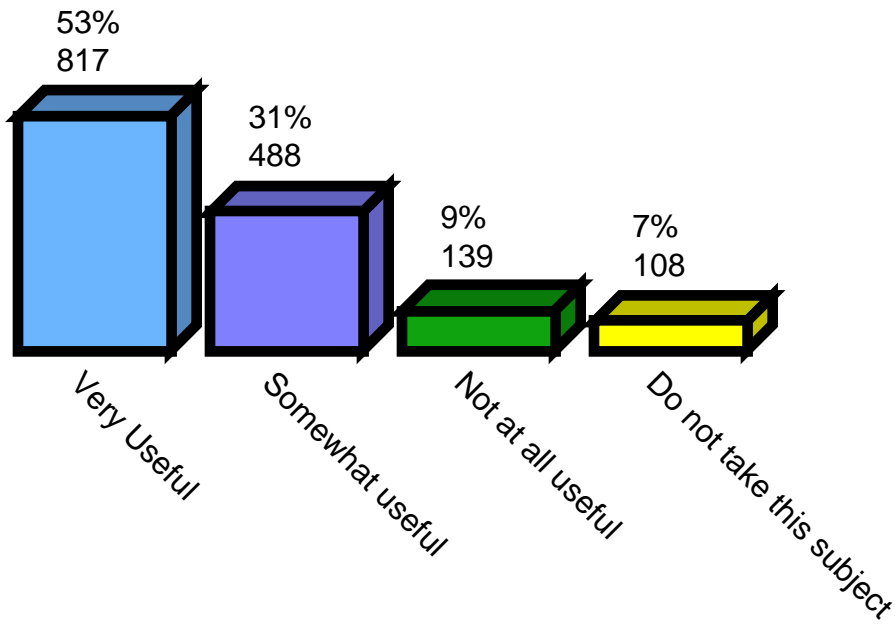
Mathematics



Science

	Responses	Percent
Very Useful	817	53%
Somewhat useful	488	31%
Not at all useful	139	9%
Do not take this subject	108	7%
Total	1552	100%

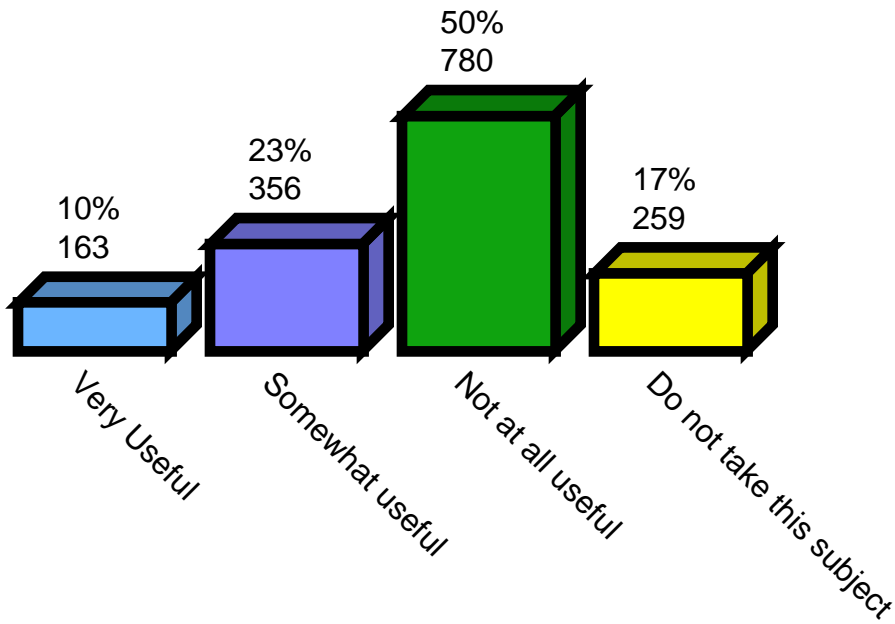
Science



Physical Education / Health

	Responses	Percent
Very Useful	163	10%
Somewhat useful	356	23%
Not at all useful	780	50%
Do not take this subject	259	17%
Total	1558	100%

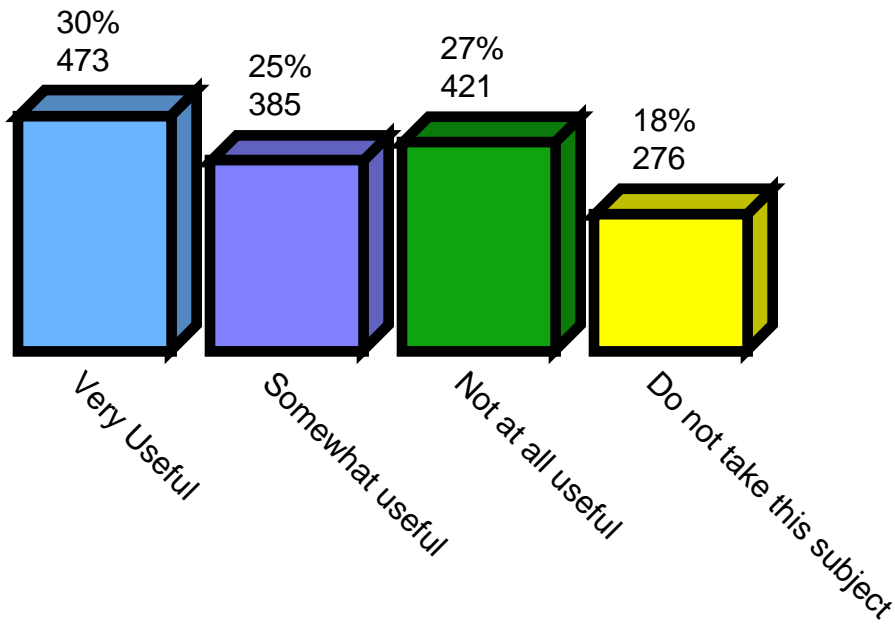
Physical Education / Health



Music

	Responses	Percent
Very Useful	473	30%
Somewhat useful	385	25%
Not at all useful	421	27%
Do not take this subject	276	18%
Total	1555	100%

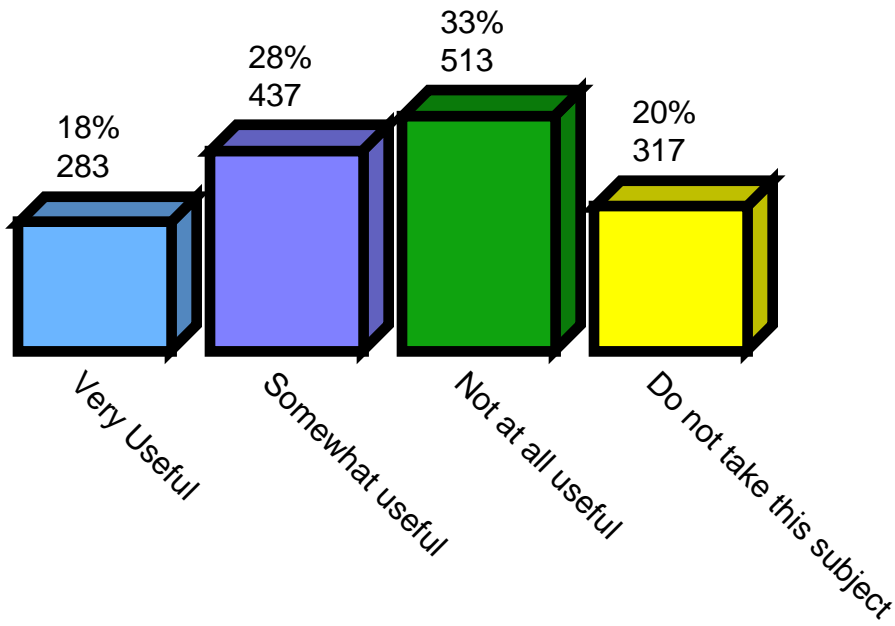
Music



Moral Education / Ethics

	Responses	Percent
Very Useful	283	18%
Somewhat useful	437	28%
Not at all useful	513	33%
Do not take this subject	317	20%
Total	1550	100%

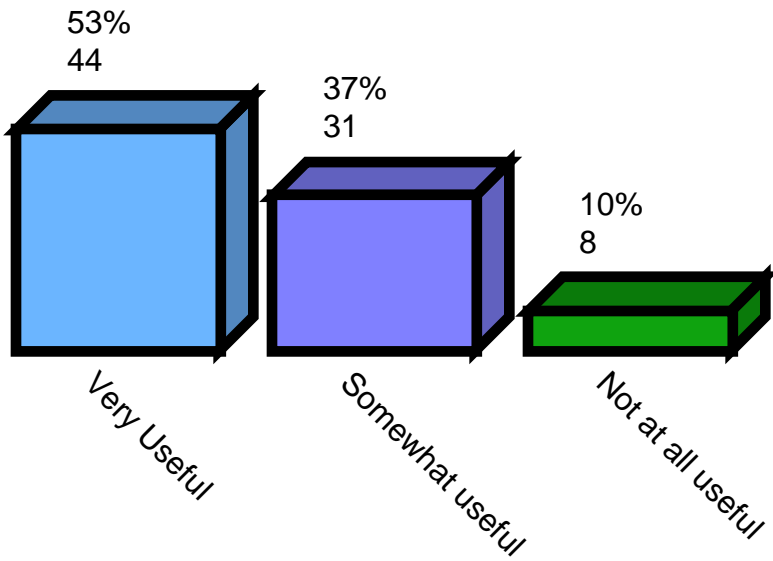
Moral Education / Ethics



Other Laptop useful 1

	Responses	Percent
Very Useful	44	53%
Somewhat useful	31	37%
Not at all useful	8	10%
Total	83	100%

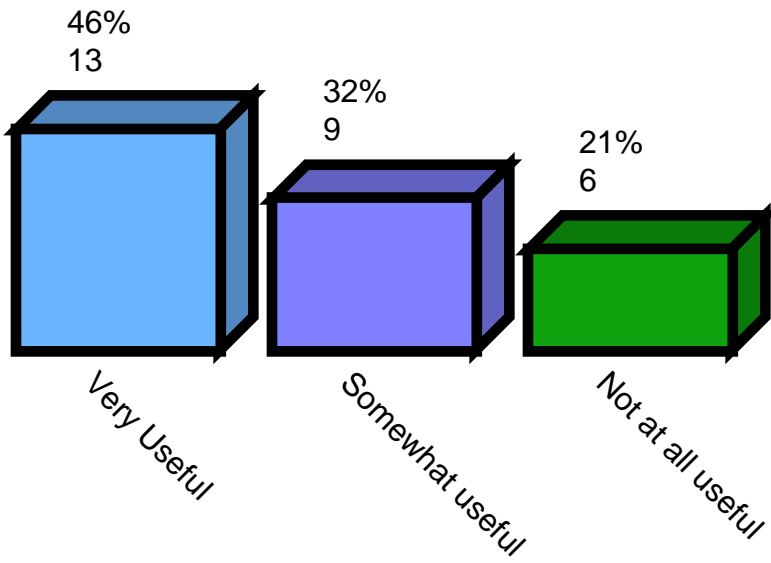
Other Laptop useful 1



Other Laptop useful 2

	Responses	Percent
Very Useful	13	46%
Somewhat useful	9	32%
Not at all useful	6	21%
Total	28	100%

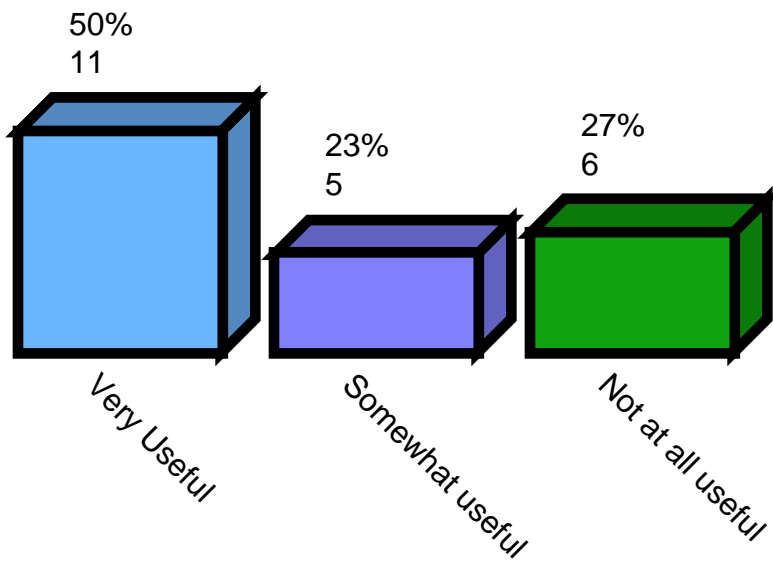
Other Laptop useful 2



Other Laptop useful 3

	Responses	Percent
Very Useful	11	50%
Somewhat useful	5	23%
Not at all useful	6	27%
Total	22	100%

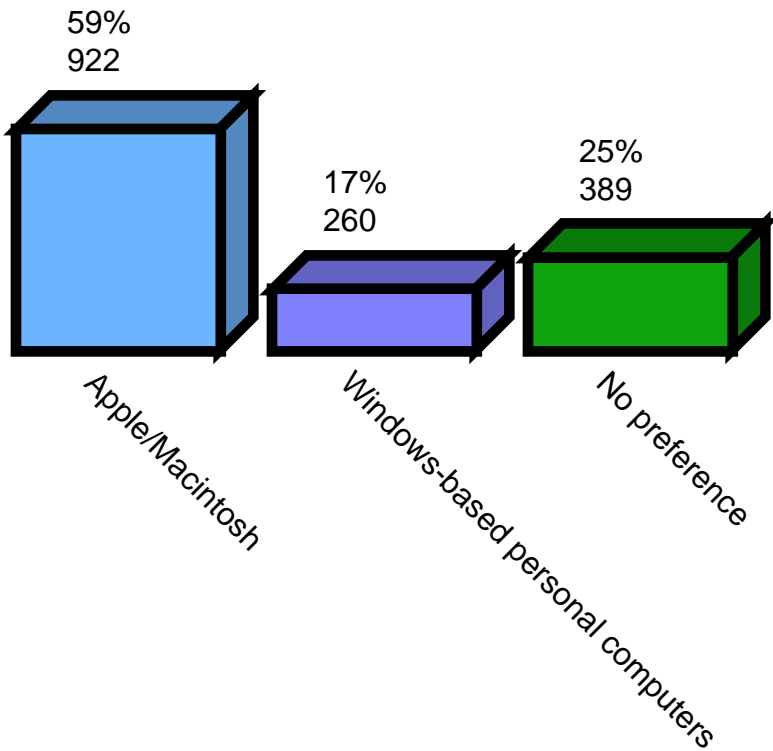
Other Laptop useful 3



25. Which type of computer do you prefer?

	Responses	Percent
Apple/Macintosh	922	59%
Windows-based personal computers	260	17%
No preference	389	25%
Total	1571	100%

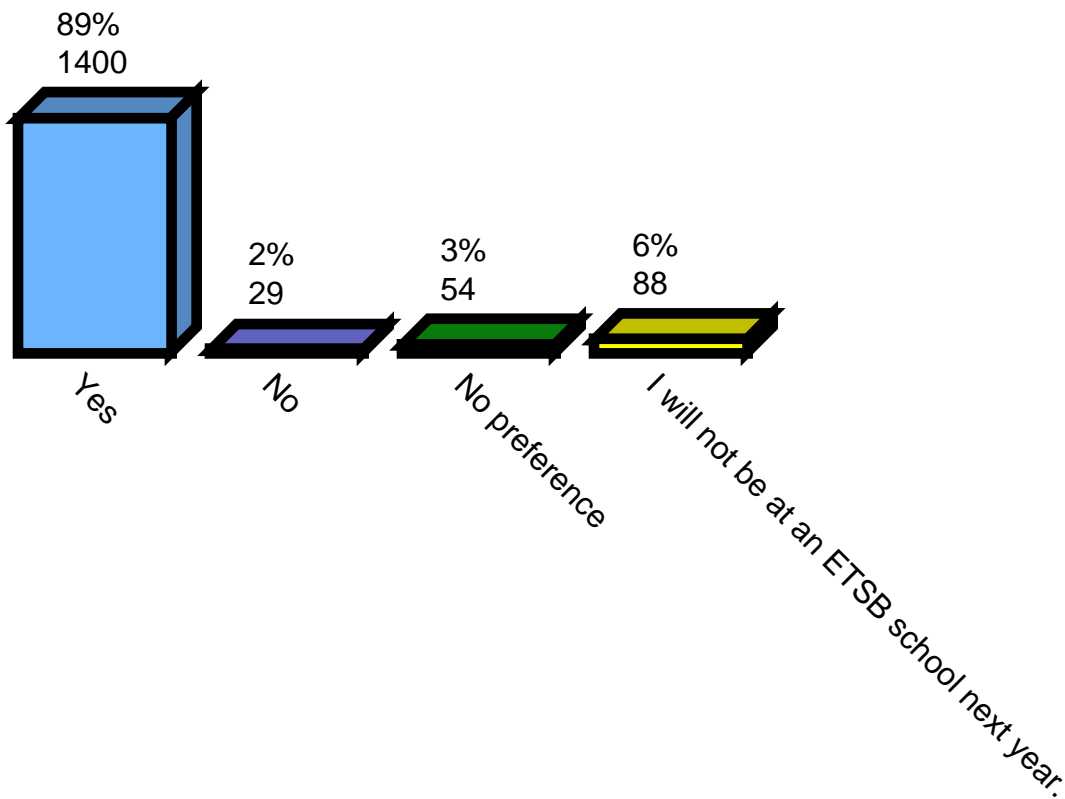
25. Which type of computer do you prefer?



26. Would you like to use a laptop for school work next year?

	Responses	Percent
Yes	1400	89%
No	29	2%
No preference	54	3%
I will not be at an ETSB school next year.	88	6%
Total	1571	100%

26. Would you like to use a laptop for school work next year?



27. Do you think laptops should be offered to all students in your grade next year?

	Responses	Percent
Yes	1310	83%
No	163	10%
No preference	97	6%
Total	1570	100%

27. Do you think laptops should be offered to all students in your grade next year?

